

# Register as a Junior Or Senior Player



1

Navigate to your club's registration link - You must register with your current club. If you want to transfer to another club, you must register with your current club and requests a transfer via the transfer process, or access the transfer form via your registration from the previous year.

**LACROSSE CANADA**

**RAMP Tutorial Club**

Login

Change Language ▾

Email

Password

Login

Don't have an account? [Create one Here.](#)  
Forgot your password? [Reset it Here.](#)  
[Verify Account](#)

[RAMP InterActive](#) | [Terms of Use](#) | [Privacy Policy](#) | [Refund Policy](#) | [RAMP Secure Checkout Policy](#)

COMODO SECURE

2

Create an account if you don't have one by selecting the "Don't have an account? Create one here." option, or sign in if you already have an account.

LACROSSE CANADA

RAMP Tutorial Club

Login

Change Language ▾

Email

Password

Login

Don't have an account? Create one Here.  
Forgot your password? Reset it Here.  
Verify Account

RAMP InterActive | Terms of Use | Privacy Policy | Refund Policy | RAMP Secure Checkout Policy

COMODO SECURE

3

Click "Login"

LACROSSE CANADA

RAMP Tutorial Club

Login

Change Language ▾

Email

Password

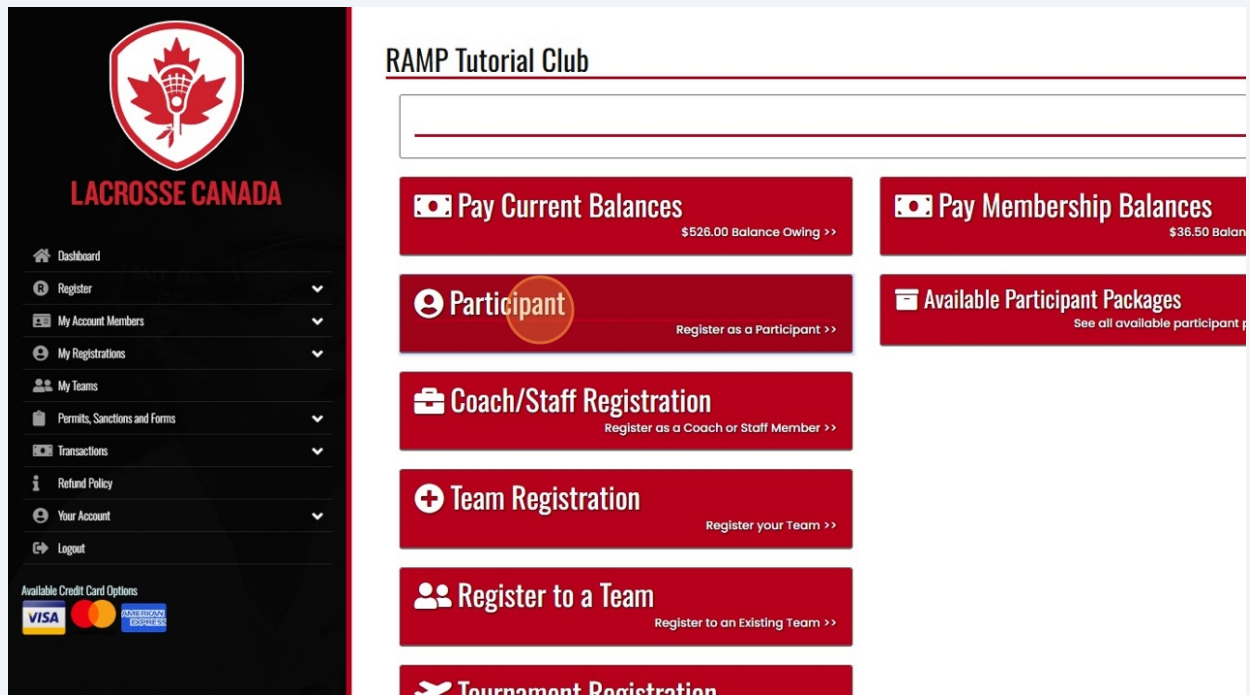
Login

Don't have an account? Create one Here.  
Forgot your password? Reset it Here.  
Verify Account

RAMP InterActive | Terms of Use | Privacy Policy | Refund Policy | RAMP Secure Checkout Policy

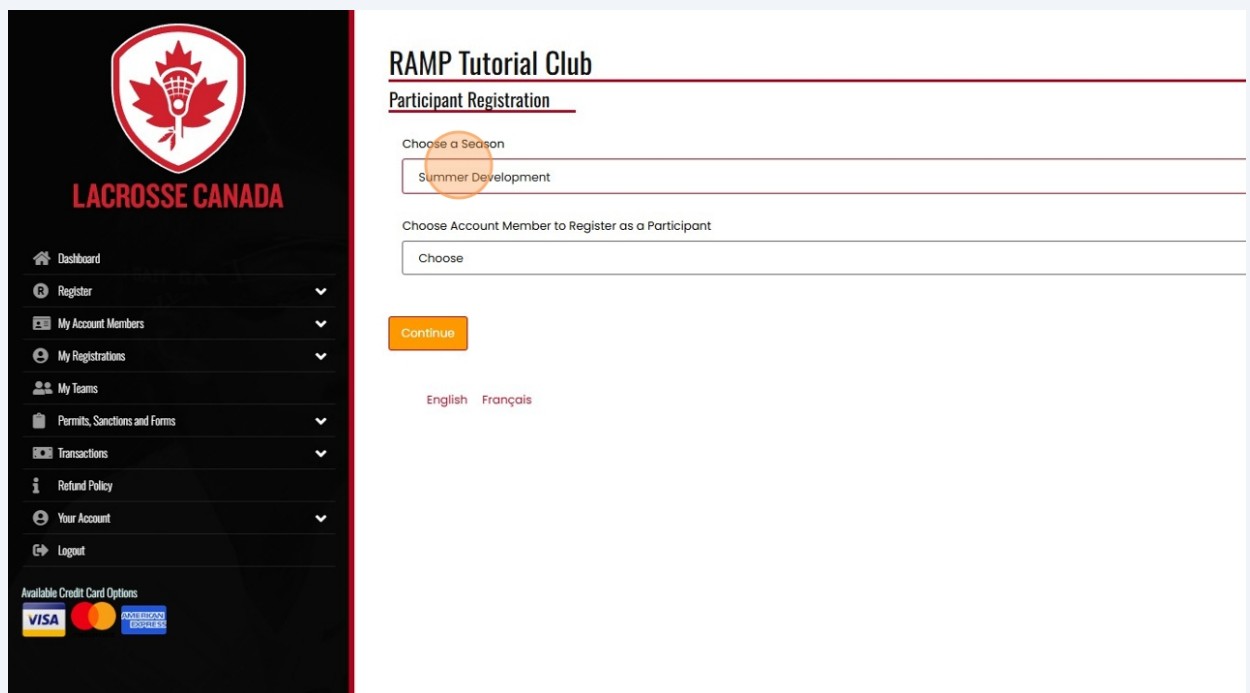
COMODO SECURE

#### 4 Click "Participant"



The screenshot shows the LACROSSE CANADA website interface. On the left is a dark sidebar with the LACROSSE CANADA logo and a list of navigation links: Dashboard, Register, My Account Members, My Registrations, My Teams, Permits, Sanctions and Forms, Transactions, Refund Policy, Your Account, and Logout. Below the links are logos for VISA, Mastercard, and American Express. The main content area is titled "RAMP Tutorial Club" and contains several red buttons: "Pay Current Balances" (\$526.00 Balance Owning >>), "Pay Membership Balances" (\$36.50 Balan...), "Participant" (highlighted with an orange circle, with a sub-link "Register as a Participant >>"), "Available Participant Packages" (See all available participant p...), "Coach/Staff Registration" (Register as a Coach or Staff Member >>), "Team Registration" (Register your Team >>), "Register to a Team" (Register to an Existing Team >>), and "Tournament Registration".

#### 5 Select the season you are registering for, in this example, our season is called "Summer Development".



The screenshot shows the "Participant Registration" page on the LACROSSE CANADA website. The sidebar is identical to the previous screenshot. The main content area is titled "RAMP Tutorial Club" and "Participant Registration". It contains two dropdown menus: "Choose a Season" with "Summer Development" selected (highlighted with an orange circle), and "Choose Account Member to Register as a Participant" with "Choose" selected. Below the dropdowns is an orange "Continue" button and language links for "English" and "Français".

6

Select the “Add an Account Member” option. If you don’t have any account members on your profile, fill out the participant’s information.

**LACROSSE CANADA**

Dashboard  
Register  
My Account Members  
My Registrations  
My Teams  
Permits, Sanctions and Forms  
Transactions  
Refund Policy  
Your Account  
Logout

Available Credit Card Options  
VISA Mastercard AMERICAN EXPRESS

## RAMP Tutorial Club

### Participant Registration

Choose a Season  
Summer Development

Choose Account Member to Register as a Participant  
Add an Account Member

Choose a Division  
Choose

Continue

English Français

7

If you already have account members on your profile, select the participant.

## RAMP Tutorial Club

### Participant Registration

Choose a Season  
Summer Development

Choose Account Member to Register as a Participant  
Nicholas Peachey

#### Participant Information

First Name Middle Name Last Name Former Last Name

Birthdate Gender Nickname

Jan DD YYYY Female

Country Province

Canada AB

Address City Postal Code

Cell Phone Other Phone

## 8 Select your division.

**LACROSSE CANADA**

Dashboard

Register

My Account Members

My Registrations

My Teams

Permits, Sanctions and Forms

Transactions

Refund Policy

Your Account

Logout

Available Credit Card Options

VISA

MasterCard

AMERICAN EXPRESS

Address

1225 Trafalgar Rd

City

Oakville

Postal Code

L6H 0H3

Cell Phone

8078252959

Other Phone

Participant Email

Nicholas@rampinteractive.com

Secondary Email

Respect In Sport ID

CASSA ID

No CASSA Member ID Found - a new ID will be assigned after registration.

Choose a Division

U13 Co-ed

Continue

English Français

## 9 Select your package.

**LACROSSE CANADA**

Dashboard

Register

My Account Members

My Registrations

My Teams

Permits, Sanctions and Forms

Transactions

Refund Policy

Your Account

Logout

Available Credit Card Options

VISA

MasterCard

AMERICAN EXPRESS

Nicholas@rampinteractive.com

Secondary Email

Respect In Sport ID

CASSA ID

No CASSA Member ID Found - a new ID will be assigned after registration.

Choose a Division

U13 Co-ed

Choose Your Packages

☐ Player Package

\$150.00 (CAD)

Continue

English Français

## 10 Click "Continue"

**LACROSSE CANADA**

Dashboard  
Register  
My Account Members  
My Registrations  
My Teams  
Permits, Sanctions and Forms  
Transactions  
Refund Policy  
Your Account  
Logout

Available Credit Card Options  
VISA  
Mastercard  
AMERICAN EXPRESS

Nicholas@rampinteractive.com  
Secondary Email  
Respect In Sport ID  
CASSA ID  
No CASSA Member ID Found - a new ID will be assigned after registration.

Choose a Division  
U13 Co-ed

Choose Your Packages  
☒ Player Package  
\$150.00 (CAD)

**Continue**

English Français

## 11 You will be brought to the waivers screen, sign your waivers.

**RAMP Tutorial Club**  
Waivers/Consent/Acknowledgment

**Waiver**

Waiver information

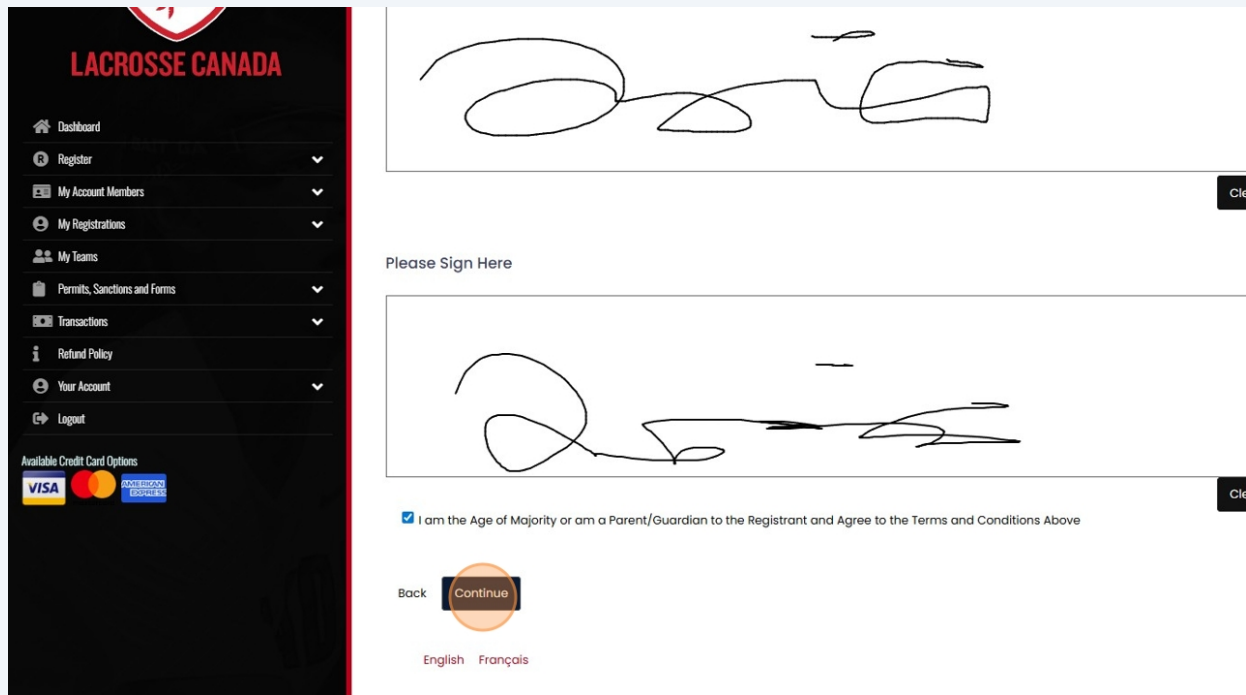
Please Sign Here - Waiver

Please Sign Here

Click

12

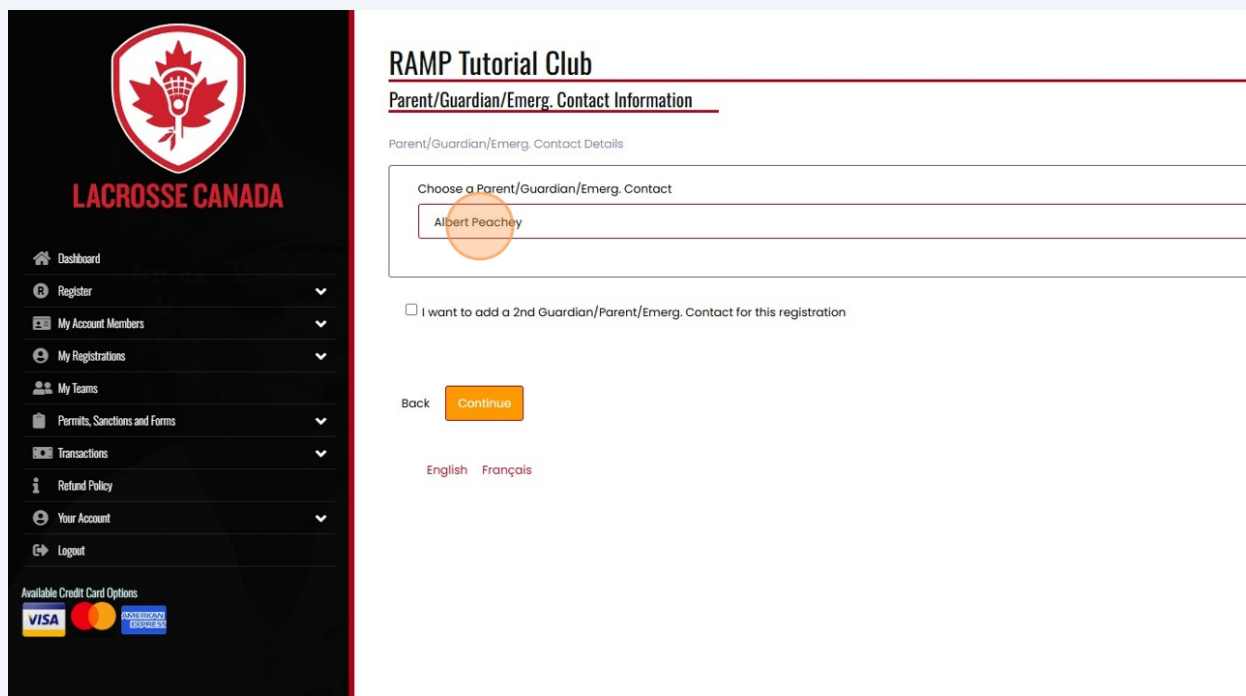
Sign all waiver boxes on screen, select the "I am the Age of Majority..." option, Click Continue.



The screenshot shows the Lacrosse Canada registration interface. On the left is a dark sidebar with the Lacrosse Canada logo and a menu including Dashboard, Register, My Account Members, My Registrations, My Teams, Permits, Sanctions and Forms, Transactions, Refund Policy, Your Account, and Logout. Below the menu are logos for Visa, Mastercard, and American Express. The main content area has a white background. At the top, there is a large box for a signature. Below it, the text "Please Sign Here" is followed by another signature box. Under the second box, there is a checked checkbox with the text "I am the Age of Majority or am a Parent/Guardian to the Registrant and Agree to the Terms and Conditions Above". At the bottom, there are "Back" and "Continue" buttons, with "Continue" highlighted in orange. Below the buttons are links for "English" and "Français".

13

Choose a Parent/Guardian/Emerg. Contact if you have one, if not, select "Add an account member" and input their information.



The screenshot shows the RAMP Tutorial Club registration interface. On the left is a dark sidebar with the Lacrosse Canada logo and a menu including Dashboard, Register, My Account Members, My Registrations, My Teams, Permits, Sanctions and Forms, Transactions, Refund Policy, Your Account, and Logout. Below the menu are logos for Visa, Mastercard, and American Express. The main content area has a white background. At the top, the text "RAMP Tutorial Club" is followed by "Parent/Guardian/Emerg. Contact Information". Below this is a section titled "Parent/Guardian/Emerg. Contact Details". Inside this section, there is a box labeled "Choose a Parent/Guardian/Emerg. Contact" with a dropdown menu showing "Albert Peachey". Below this box, there is a checkbox with the text "I want to add a 2nd Guardian/Parent/Emerg. Contact for this registration". At the bottom, there are "Back" and "Continue" buttons, with "Continue" highlighted in orange. Below the buttons are links for "English" and "Français".

## 14 Click "Continue"

**LACROSSE CANADA**

- Dashboard
- Register
- My Account Members
- My Registrations
- My Teams
- Permits, Sanctions and Forms
- Transactions
- Refund Policy
- Your Account
- Logout

Available Credit Card Options

VISA, Mastercard, American Express

Address: 1225 Trafalgar Rd, City: Oakville

Country: Canada, Province: ON, Postal Code: L6H 0H3

Cell Phone: 2509193676, Other Phone:

Email: Albert@rampinteractive.com, Secondary Email:

Respect in Sport Parent Certificate #:

☐ I want to add a 2nd Guardian/Parent/Emerg. Contact for this registration

Back Continue

English Français

## 15 Next, we have the questions page. Answer the questions on this page, and click "Continue"

**LACROSSE CANADA**

- Dashboard
- Register
- My Account Members
- My Registrations
- My Teams
- Permits, Sanctions and Forms
- Transactions
- Refund Policy
- Your Account
- Logout

Available Credit Card Options

VISA, Mastercard, American Express

**RAMP Tutorial Club**

Questions

**RAMP Tutorial Club**

What is your Jersey size?

☐ Small

☐ Medium

☒ Large

☐ XL

Back Continue

English Français



16

Finally, we reach the page to review your registration and submit payment. If paying by credit card, enter your card information and submit your registration. If using another payment method, you can submit your registration.

**LACROSSE CANADA**

Dashboard

Register

My Account Members

My Registrations

My Teams

Permits, Sanctions and Forms

Transactions

Refund Policy

Your Account

Logout

Available Credit Card Options

VISA

Mastercard

AMERICAN EXPRESS

Promo Code

Apply Promo

Payment Type

Credit Card

Name on Card

Ty Support

Credit Card Number

1234123412341234

Visa Debit or Mastercard Debit are accepted

Month

1

Year

1

CVV

111

RAMP Tutorial Club: \$152.50 (CAD) Credit Card Balance

Back

Submit Registration

English

Français