

Association
canadienne
de crosse



Canadian
Lacrosse
Association

RULE & SITUATION HANDBOOK FOR BOX LACROSSE 2019-2020



Photo Credit: Paul Evans, ©Paul Evans Photography

Prepared by the National Officiating Certification Program



ACKNOWLEDGMENT

- The Box Lacrosse Rule and Situation Handbook is produced by the CLA Officiating Sector in conjunction with the CLA Coaching Committee and the Box Sector.
- The Chair of Officiating expresses his appreciation to the members of the NOCP Committee for their work in producing this document.
- Suggestions for new situations and issues for inclusion in this Handbook should be sent to the Chair of Officiating via the CLA National Office.

Funded by the
Government
of Canada

Canada 

© Canadian Lacrosse Association 2019

All rights reserved. No part of this publication may be reproduced or transmitted in any form or by any means, electronic or mechanical, including photocopying, recording or any information storage or retrieval system without the prior written permission of the Canadian Lacrosse Association.

PREAMBLE

The History of Lacrosse

By Michael Kanentakeron Mitchell

In Canada, we have two officially recognized sports by an Act of Parliament - hockey as a winter sport, and lacrosse as a summer sport. The game of lacrosse has historical cultural roots in this country.

The origin of the game of lacrosse started right here in North America among the various tribes and nations who played this game as a way of acknowledging the Creator's life forces, honoring the Elders and their nation long before Europeans settled on the new world. Native American nations were playing the game of lacrosse in one form or another with few basic rules. Sometimes, an entire valley would be utilized for a ball and stick event with participation numbers in the hundreds. When the first Europeans witnessed such an event, they thought it was a game of war between two tribes due to the enthusiasm exhibited by the players. What was really happening was an issue or difference between tribes being settled through a ball and stick game that later became known as 'lacrosse'. This was due to the fact that the curved netted stick reminded the Jesuits of a "bishop's crosse". The Iroquois called this game "Tewaarathon" or "Teiontsikwaeks. The Ojibways called this game "Bagattaway". Other tribes basically translated their game to mean ball and stick.

As more settlers arrived from Europe, they began to take notice of the game being played by the First Nations. In Canada, most of the cities and towns during the 1800's could boast of their own lacrosse team. During the 1860's, an Englishman named George Beers transformed the game of lacrosse into a modern sport with specific rules and regulations. This was followed by a series of lacrosse organizations that grew nationally as well as internationally.

In Canada, by the middle 1930's, lacrosse had transformed from field lacrosse to inside arena (box lacrosse). Over the past century, the game of lacrosse has been governed by the Canadian Lacrosse Association who have been mandated to establish the rules of conduct for lacrosse. Lacrosse grew as a sport in U.S. colleges and universities at the turn of the century following an introduction of the sport by Canadian and native teams that played exhibition games with their American counterparts. In 1869, a Mohawk team from Kahnawake traveled to England and played the game before Queen Victoria. The sport of lacrosse was also introduced to other Commonwealth countries like Australia and New Zealand.

Today, lacrosse is the fastest growing sport in Canada, with every corner of the country, including the far north, having taken great interest in the sport. The Canadian Lacrosse Association has kept up with the trend by introducing new Rules of Play for Box Lacrosse. We hope every lacrosse organization and interested bodies will take time to familiarize themselves with the new direction.

It is with honor and great pride to introduce this new booklet on behalf of the Canadian Lacrosse Association to all lacrosse participants in Canada.

TABLE OF CONTENTS

RULE 1 - THE BOX	10
RULE 2 - THE PLAYING SURFACE	11
RULE 3 - THE PLAYERS' BENCH	12
RULE 4 - THE PENALTY BENCH	13
RULE 5 - SIGNAL AND TIMING DEVICES	14
RULE 6 - THE LACROSSE STICK	15
RULE 7 - THE BALL	18
RULE 8 - THE GOALS	19
RULE 9 - THE UNIFORM	20
RULE 10 - LACROSSE SHOES	20
RULE 11 - HEADWEAR	20
RULE 12 - GOALKEEPER'S EQUIPMENT	23
RULE 13 - PLAYER'S EQUIPMENT	27
RULE 14 - THE TEAMS	28
RULE 15 - CAPTAIN OF TEAM	30
RULE 16 - GOALKEEPERS	31
RULE 17 - NON-PLAYING PERSONNEL	32
RULE 18 - POLICE PROTECTION	34
RULE 19 - THE GAME	34
RULE 20 - OVERTIME	35
RULE 21 - UNUSUAL DELAY	36
RULE 22 - APPOINTMENT OF OFFICIALS	36
RULE 23 - REFEREES	36
RULE 24 - OFFICIAL SCORER	38
RULE 25 - GAME TIMEKEEPER	40
RULE 26 - OFFENSIVE TIMEKEEPER	40
RULE 27 - GOAL JUDGES	41

RULE 28 - ABUSE OF OFFICIALS AND MISCONDUCT	41
RULE 29 – ADJUSTMENT TO EQUIPMENT	42
RULE 30 - RECKLESS AND ENDANGERING PLAY	43
RULE 31 - BALL OUT OF BOUNDS.....	44
RULE 32 - BALL STRIKING REFEREE.....	46
RULE 33 - BOARDING	46
RULE 34 - BROKEN STICK/PLAYING WITHOUT A STICK.....	46
RULE 35 - BUTT-ENDING	48
RULE 36 - CHANGE OF PLAYERS/TOO MANY PLAYERS.....	49
RULE 37 - CHARGING.....	53
RULE 38 - CHECKING FROM BEHIND	54
RULE 39 - CREASE PLAY	54
RULE 40 - CROSS-CHECKING	58
RULE 41 - DELAYING THE GAME	59
RULE 42 - ELBOWING	61
RULE 43 - FACE-OFFS.....	61
RULE 44 - FALLING ON THE BALL/BALL OUT OF SIGHT	64
RULE 45 - FIGHTING.....	65
RULE 46 - FREE HAND.....	69
RULE 47 - GOALS AND ASSISTS.....	70
RULE 48 - GROSS MISCONDUCT	72
RULE 49 - HANDLING THE BALL WITH HANDS.....	73
RULE 50 – HIGH STICKING.....	74
RULE 51 - HOLDING.....	75
RULE 52 - HOOKING	75
RULE 53 - ILLEGAL BALL	76
RULE 54 - INJURED PLAYERS.....	76
RULE 55 - INTERFERENCE	77

RULE 56 – INTERFERENCE BY SPECTATORS..... 81

RULE 57 - KICKING A PLAYER..... 81

RULE 58 - KICKING THE BALL..... 82

RULE 59 - KNEEING 82

RULE 60 - LEAVING THE PLAYERS' BENCH/PENALTY BENCH 82

RULE 61 - LODGING OF THE BALL IN STICK 86

RULE 62 - ABUSING OFFICIALS..... 86

RULE 63 - REFUSING TO START PLAY..... 87

RULE 64 - SLASHING 87

RULE 65 - SPEARING 89

RULE 66 - TEN SECOND RULE 90

RULE 67 - THIRD PERSON IN ALTERCATION..... 92

RULE 68 - THIRTY SECOND RULE..... 92

RULE 69 - THROWING STICK 94

RULE 70 - TIME OUTS..... 96

RULE 71 - TRIPPING..... 98

RULE 72 - UNNECESSARY ROUGHNESS 98

RULE 73 - WRAP AROUND 99

RULE 74 - INFRACTIONS 100

RULE 75 - POSSESSION AND AWARDED POSSESSION.....100

RULE 76 - MINOR PENALTIES104

RULE 77 - MAJOR PENALTIES..... 107

RULE 78 - 10-MINUTE MISCONDUCT PENALTIES 109

RULE 79 - GAME MISCONDUCT PENALTIES..... 110

RULE 80 - MATCH PENALTIES 111

RULE 81 - EXPULSIONS..... 111

RULE 82 - GOALKEEPERS’ PENALTIES 113

RULE 83 - COINCIDENT PENALTIES..... 114

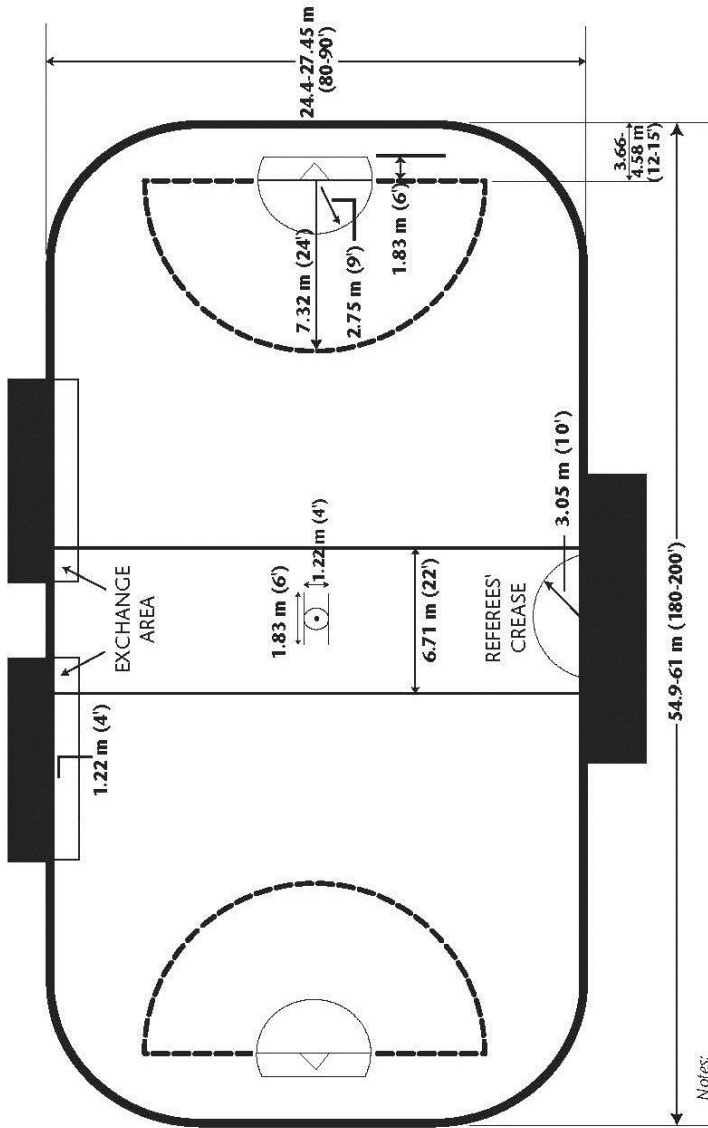
RULE 84 - MULTIPLE PENALTIES 118

RULE 85 - CALLING OF PENALTIES	120
RULE 86 - PENALTY SHOTS.....	122
RULE 87 - TAUNTING.....	127
RULE 88 - FACEMASKING.....	127
AWARDED GOALS	127
APPENDIX A - GOALKEEPER EQUIPMENT SPECIFICATIONS	128
APPENDIX B - OFFICIAL'S SIGNALS	130
APPENDIX C - CHAMPIONSHIPS/AWARDS.....	138
APPENDIX D - MINI-TYKE (6 AND UNDER) RULES.....	140
APPENDIX E - TYKE (7 & 8) RULES	146
APPENDIX F - NOVICE (9 & 10) RULES	151
APPENDIX G - MASTERS RULES	153
APPENDIX H - WOMEN'S BOX RULES.....	156
APPENDIX I - NET SPECIFICATIONS	161

PLEASE NOTE THE FOLLOWING:

1. For the purpose of CLA play at National Championships, all references to Minors apply to Midget age players and below as per CLA policy.
2. Rule changes/modifications have been denoted after the rule in brackets with the year the change was implemented.

Floor Diagram and Line Markings for CLA Play



- Notes:
1. All lines should be 5.08 cm (2") in width and white in colour.
 2. Dotted line specs: 5.08 cm (2") in width, 30.48 cm (12") in length, 10.16 cm (4") spacing between lines.
 3. The dotted line does not touch any part of the goal crease markings.
 4. The 5.08 cm (2") dot is marked to the centre of the 60.96 cm (2") radius face-off circle.
 5. The goal crease is a circle cut off 1.83 m (6') behind the goal line.
 6. The centre zone is 6.71 m (22') wide.

RULE 1 – THE BOX

- (a) Lacrosse shall be played in an area called a box. The governing Executive shall specifically sanction any discrepancies between the box and the rules or the dimensions in the Floor Diagram.
- (b) The box shall be enclosed by a wall known as the boards which may be constructed of wood, plastic or any other material as approved by the C.L.A. Measured from the surface of the floor, the boards shall not be more than 1.22 m (4') nor less than 1.07 m (3' 6") in height. The boards facing the playing surface shall be uniform in colour and free from any obstructions or objects that may cause injury to players.
- (c) The boards shall be topped by a surrounding fence of wire netting or other suitable material to a minimum height of 1.83 m (6') on the sides and 3.64 m (12') on the ends to keep the ball in play.
- (d) All doors shall open away from the playing surface.

SITUATION 1 – Rule 1a

Q What is the procedure when you find problems with the arena, e.g. improper lines, signal or timing device malfunction, arena size?

A All problems with the arena or equipment should be detailed on an Arena Condition Report Form and included with the official score sheet.

Any freestanding posts, beams or plexiglass supports must be padded. This shall be checked prior to game, and the game shall not start with dangerous items exposed. The Referee shall request padding before the game starts or resumes.

SITUATION 2 – Rule 1b & c

Q What is the procedure when netting hangs from the ceiling at the ends of the arena and comes down on the playing side of the glass?

A Move the netting to the outside of the glass and consider anything that touches the netting out of bounds. If it is not possible to move the netting, anything above the glass shall be considered out of bounds.

NOTE: All netting is out of play due to concerns over safety and liability issue

Q What is the procedure when pieces of paper are taped on the spectator side of the glass behind the net to help the home team shooters by providing a target?

A Have the paper removed as it is providing an unfair advantage.

SITUATION 4 – Rules 1 & 31

Q What is deemed out of bounds when one end of the arena has one level of glass or screen and the other has two levels?

A Anything above the first level of screen or glass at both ends will be considered out of bounds when not equal.

RULE 2 – THE PLAYING SURFACE

- (a) All lines shall be 5.08 cm (2") in width and white in colour. The locations of all lines are as shown in the Floor Diagram.
- (b) The playing surface shall be divided into a defensive zone, a centre zone and an attacking zone by the two lines parallel to the goal lines. What is one team's defensive zone is their opponent's attacking zone.
- (c) The goal crease shall consist of the circular line around the goal and all space within the flat circle. The area inside the goal crease may be painted a solid colour other than white.

SITUATION 1 – Rule 2a

Q What is the procedure when you find painted lines at the bench area are not of equal length and are longer than the bench area?

A Painted lines for the exchange at the bench area must be of equal length and no longer than the bench area. An Arena Condition Report must be sent to the appropriate governing body.

SITUATION 2 – Rule 2c

Q What do you do when you find the goal crease radius to be incorrect or the back line not a minimum of 1.83 m (6') from the goal line?

The goal crease area is to be a circle with a 2.74 m (9') radius cut off flat 1.83 m (6') behind the goal line to the back of crease.

A An Arena Condition Report must be sent to the appropriate governing body.

Corrective action must be taken as soon as possible.

Obviously if both teams are at the arena, you point the problem out to both teams and inform them that the ruling shall be as follows: if the shot originates from behind the net and both feet are behind the back line (extended) the goal is disallowed and possession is awarded to the goalkeeper. If the ball-carrier has at least one foot ahead of the back line (extended) the goal counts.

RULE 3 - THE PLAYERS' BENCH

The box shall be provided with two uniform players' benches. The players' benches shall be on the same side of the playing surface, opposite the penalty bench, and shall be physically separated from each other. Each players' bench shall have a door at each end which opens inward into the bench and shall be large enough including seats or benches to accommodate a team. Except when a player is entering or exiting the bench, the doors shall be closed and latched. Failure to do so shall result in the assessment of a bench minor penalty. In the exchange area, any penalty under this rule, **when in the act of changing**, shall also be assessed a game misconduct penalty. **(Modified 2013)**

SITUATION 1 - Rule 3

Q What happens when one team continually leaves the door to the players' bench open or unlatched?

A If the door is open, assess a bench minor.

A If a player is checked through an unlatched door, assess a bench minor.

Q Who has the choice of players' benches and goal to defend?

A The home team has the choice of ends and must start the game using

the bench closest to that end.

In all disputes of benches or goals to defend, the Referees shall determine who has which bench and who defends which goal.

SITUATION 3 – Rule 3

Q What happens when the offensive team pulls their goalkeeper for an extra attacker and the goalkeeper stands in the open door of the bench?

A Issue a warning and if the door is not closed, treat under rule 36(a) and award possession to the non-offending team (Make sure that starting play does not violate SITUATION 5 – Rule 36a).

SITUATION 4 – Rule 3

Q **Should A1 be assessed a game misconduct penalty if he/she commits a penalty infraction against ball-carrier B1, or when both players are competing for a loose ball, while in the exchange area?**

A **No, because neither A1 nor B1 are in the act of making a player exchange. The penalty against A1 should be assessed in the normal manner. (Added 2013)**

RULE 4 – THE PENALTY BENCH

The box shall be provided with separate penalty benches for each team, situated on opposite sides of the timekeeper's area. The penalty benches shall be capable of accommodating ten persons including the Off-floor Officials.

SITUATION 1 – Rule 4

Q Who uses which penalty bench?

A A team shall occupy the penalty bench at the same end of the box as their players' bench.

In all disputes of penalty benches, the Referees shall determine who occupies which penalty bench.

SITUATION 2 – Rule 4

Q Who is allowed on the penalty bench?

- A**
1. The Official Scorer
 2. The Game Timekeeper
 3. The Announcer
 4. The Offensive Timekeeper
 5. One carded member from each team
 6. Penalized players
 7. Standby Referee

<h2>RULE 5 – SIGNAL AND TIMING DEVICES</h2>

- (a) Each box shall be provided with a horn or other suitable device and an electric clock for the purpose of keeping the spectators, players and game officials accurately informed of all time elements at all stages of the game.
- (b) A separate horn and timing device shall be provided for the use of the Offensive Timekeeper.
- (c) Behind each goal electric lights shall be set up for the use of the Goal Judges.

SITUATION 1 – Rule 5a & b

Q What happens if there is no electrical timing device, or it is not operational?

A A stopwatch can be used and the Referee should notify both teams. The visiting team can request a carded member of their team to oversee the operation.

If no electric clock is available the Game Timekeeper should use a manual horn or whistle.

If only one electrical clock is working the Referee must notify both teams which 30-second clock is the official clock.

The Offensive Timekeeper shall signal teams with a flag or other visual aid when there is ten seconds left on the 30-second shot clock.

In all cases, an Arena Condition Report must be sent to the appropriate

governing body.

RULE 6 – THE LACROSSE STICK

- (a) The lacrosse stick head and handle shall be designed and manufactured of a framework of wood, plastic or other materials. On this frame shall be woven a netting of soft leather, nylon or other material. Replaceable handles of the lacrosse stick must be specifically designed and manufactured for the game of lacrosse. All designs and materials shall be approved by the CLA.
- (b) Referees shall not allow the use of any lacrosse stick, which in their opinion is liable to cause injury due to its construction or repair. Referees shall report to the appropriate governing body any case where a stick has been ruled dangerous and removed from a game.
- (c) The player's stick shall measure not more than 116.84 cm (46"), nor less than 101.6 cm (40") in overall length, and not more than 20.32 cm (8"), nor less than 11.43 cm (4 1/2") in width. The measurement for width is to be inside frame measurement. Nothing may be added to or attached to the outside of the stick.

NOTE: *In Pee Wee and all lower divisions, the minimum length of the stick shall be 86.36 cm (34").*

- (d) No stick may be constructed, modified or strung in any way to withhold the ball from play or give a player an advantage over their opponent.
- (e) The goalkeeper's stick may be of any desired length, but shall not be more than 38.1 cm (15") in width. Nothing may be added to or attached to the outside of the stick. The measurement for width is to be inside frame measurement.
- (f) A minor penalty shall be assessed to any player who uses an illegal stick in a game, and that stick shall be placed in the timekeeper's area for the remainder of the game. Measurements or other examinations shall be performed during the first stoppage in play after a request to the Referee-in-Charge by the Captain or Alternate Captain. A bench minor penalty shall be assessed to a team requesting a stick measurement provided the stick in question is legal. Bench minor penalties require the removal of any player on the offending team (other than the designated goalkeepers) without substitute for two minutes, unless terminated early by a goal.

SITUATION 1 – Rule 6d

Q What are the legal measurements of a player’s stick?

A The player’s stick shall measure not more than 116.84 cm (46"), nor less than 101.6 cm (40") in overall length, and not more than 20.32 cm (8"), nor less than 11.43 cm (4 1/2") in width. The measurement for width is to be inside frame measurement. In Pee Wee and all lower divisions, the minimum length of the stick shall be 86.36 cm (34").

SITUATION 2 – Rule 6f

<p>In order to legally measure a stick, all the following conditions must be satisfied:</p> <ul style="list-style-type: none"> • the measurement must be requested by a Captain or Alternate. • the stick must be on the floor and used in the play immediately prior to the request. • the Referee must be able to obtain the stick before it leaves the floor. • one measurement, i.e. length or width, must be stipulated in the request. 			
<p>Q Can a player/goalkeeper be penalized for playing with an illegal stick: (A – E)</p>			
<p>A Therefore the call should be (A – E):.</p>			
Q		A	
a)	On the floor, during the game prior to the start of playQ	a)	No
b)	On the benchQ	b)	No
c)	On the penalty benchQ	c)	No
d)	After a penalty shotQ	d)	Yes
e)	Prior to a penalty shotQ	e)	Yes, see NOTE.
<p>NOTE: Only if the player taking the penalty shot was on the floor at the time the penalty shot was awarded. If the shooter of the penalty shot receives a penalty he/she shall not be allowed to take the shot. Another player who was on the floor at the time of the infraction shall take the shot.</p>			

SITUATION 3 – Rule 6f

Q Can a goal be disallowed for an illegal stick?

A A stick can be measured after a goal or penalty shot, but in no case can a goal be disallowed due to an illegal stick.

SITUATION 4 – Rule 6f

Q Where are stick measurements done?

A All stick measurements will take place in the referees' crease. There can only be one stick measurement, equipment measurement or equipment examination per stoppage in play.

SITUATION 5 – Rule 6

Q What is the procedure if a player/goalkeeper is asked by a Referee to present his/her stick for measurement and the player/goalkeeper instead goes to the bench?

A Do not measure the stick.
Assess a minor penalty for unsportsmanlike conduct.

SITUATION 6 – Rule 6a & b

Q Can a Referee remove a stick that he/she deems to be dangerous (i.e. with a hockey shaft for a handle) on his/her own accord without a request?

A Yes he/she can and must! If a Referee removes a dangerous stick by his/her own decision, no penalty shall be assessed. The player is permitted to retrieve the head of the stick, but the handle shall remain in the timekeeper's area until the conclusion of the game. A report on the dangerous stick shall be sent to the appropriate governing body.

SITUATION 7 – Rule 6a

Q What happens when the opposing team requests an examination of the handle of a stick and it is found to be a hockey stick shaft?

A Remove the stick to the timekeeper's area. The player is permitted to retrieve the head of the stick, but the handle shall remain in the timekeeper's area until the conclusion of the game. A report on the dangerous stick shall be sent to the appropriate governing body.

SITUATION 8 – Rule 6d

Q What happens if a lacrosse stick is modified?

A

1. A lacrosse stick that has been modified or constructed so as to give advantage at the face-off cannot be used for face-offs. The player using that stick will not be allowed to take the face-off.
2. A lacrosse stick that is illegal can be penalized under Rule 6.

SITUATION 9 – Rule 6d

Q How does a Referee conduct a measurement for a challenged stick?

A The ball when passed between the sidewalls of a stick must travel freely from the top of the head of the stick to the ball stop at the bottom and must rest freely on the ball stop. A stick that is modified in any way to cause the ball to become lodged between the sidewalls shall be deemed illegal. Assess a minor penalty and the stick shall be placed in the timekeeper's area for the remainder of that period. Unless it is the end of the game, the Referees shall lock the stick in their dressing room until the end of the game.

RULE 7 – THE BALL

The balls used in all **CLA sanctioned events, games and practices** shall conform to CLA standards and be approved by the CLA. **(Modified 2013)**

SITUATION 1 – Rule 7

Q What do you do when you check the balls before a game and you find that some are white, some are orange and some are red?

A CLA regulations require that approved balls must be of a solid colour. Therefore the above colours are all legal. Request that the Off-floor Officials use all of one colour before using the next colour. Notify both teams before using the next colour.

SITUATION 2 – Rule 7

Q What happens if you arrive at a game and the game balls do not conform to the approved ball list as published by the CLA?

<http://cla.pointstreaksites.com/view/cla/about-42/equipment>

A **The game shall be played with the available balls and a report shall be forwarded to the appropriate governing body. (Added 2013)**

<h2>RULE 8 – THE GOALS</h2>

(a) Each goal shall consist of two upright poles, 1.22 m (4') apart, joined by a rigid crossbar 1.22 m (4') from the playing surface. All measurements are to be inside distances. The poles and crossbar shall be fitted with a cone shape netting of not more than 3.81 cm (1.5") mesh, fastened to the playing surface at a point 1.22 m (4') behind the centre of the goal line. The mesh shall not be drawn taut.

NOTE: In Junior B, Junior A, and Senior B, each goal shall consist of two upright poles, 1.37 m (4'6") apart, joined by a rigid crossbar 1.22m (4') from the playing surface. All measurements are to be inside distances.

(b) The nominal diameter of the goal posts and crossbar shall be 5.08 cm (2") and they shall be painted red.

SITUATION 1 – Rule 8a & b

Q What should be done if you find discrepancies in the manufacture of the goal?

- A** If the goal posts and crossbar do not conform to the rule an Arena Condition Report must be sent to the appropriate governing body.

SITUATION 2 – Rule 8

Q What do you do if the mesh is a color other than white?

- A** Allow it. The rule does not specify a colour of mesh. Therefore, black, shamrock green, maroon, and white are permitted.

RULE 9 – THE UNIFORM

- (a) Each team shall wear distinctive and matching uniforms. Each player shall have conspicuous numbers, not less than 25.4 cm (10") in height on the back, and not less than 15.24 cm (6") on the front or upper arms of the sweater. The Captain/Alternate Captain(s) shall have a 10.16 cm (4") letter “C”/“A” on the front of their sweater. Numbers appearing on helmets, gloves, shoes, etc., shall correspond with the number on the player’s sweater and on the official score sheet.
- (b) Where colours of opposing team sweaters conflict, the home team shall change to sweaters of a distinctive colour.
- (c) For C.L.A. semi-final and final matches, the traveling team shall provide sufficient notification of their team’s colours.
- (d) All equipment worn by a player, other than the gloves, kneepads or headgear, shall be worn under the uniform.
- (e) All players taking part in a pre-game warm up shall be dressed in a matching team uniform including helmets, facemask and gloves.

RULE 10 – LACROSSE SHOES

Shoes that are dangerous (e.g. with metal spikes) shall not be allowed.

RULE 11 – HEADWEAR

- (a) All players (including goalkeepers) shall wear suitable and approved helmets for lacrosse. All players on one team shall wear helmets of the same colour.

- (b) (i) All helmets shall meet NOCSAE or CSA approval with a chinstrap that is properly secured during play. Any player (other than the ball-carrier) whose helmet becomes dislodged, must immediately remove themselves completely from active play until they put on and secure their helmet. If a ball-carrier's helmet/chinstrap becomes dislodged the play shall stop immediately. If no penalty occurs there will be a loss of possession and the player shall leave the surface immediately. Any infraction of this section shall result in a minor penalty.
- (ii) CSA approved helmets must remain in manufacturer's original condition including earpieces. Players making modifications to CSA approved helmets shall result in a minor penalty and a game misconduct.
- (c) All players shall wear suitable facemasks for Lacrosse as specified in the CLA Safety and Equipment Policy. Players participating on the floor without an approved facemask shall be assessed a two-minute minor and a ten-minute misconduct.
- (d) In Minor Lacrosse, all players/goalkeepers are required to wear an intra-oral mouthpiece. Players/goalkeepers participating on the floor without an intra-oral mouthpiece shall be assessed a two-minute penalty and a ten-minute misconduct.

NOTE: It is recommended for all players/goalkeepers above Minor Lacrosse to use an intra-oral mouthpiece.

SITUATION 1 – Rule 11

Q How must a players' chinstrap(s) be worn?

A Chinstrap configuration must meet the safety standards set by the CLA Equipment Committee pursuant to Section 12 of the CLA Operations Manual. All approved chinstraps must be tightened to allow no more than 1 finger space between the players' chin and chinstrap. The use of lace, string, or tape is not acceptable as a chinstrap. Chin cups must make continuous contact with the chin at all times during play. Players/goalkeepers participating on the floor without a properly configured helmet, chinstrap and/or chin cup shall be assessed a two-minute penalty for illegal equipment. (Modified 2013)

SITUATION 2 – Rule 11b

Q Does a player who has lost his/her helmet and has a breakaway have to pass or shoot immediately?

A NO. Play is stopped immediately and the player must leave the surface and be replaced. There is a loss of possession unless a penalty is to be called on the stoppage. The 30-second clock will reset. **(Changed 2011)**

Q What should you do if the goalkeeper's helmet becomes dislodged?

A Anytime the defensive goalkeeper's mask or helmet becomes dislodged or comes off, stop play immediately. If the attacking team has possession, restart play with possession to that team. In all other cases restart play with a face-off. If this is intentional by the goalkeeper, assess a minor penalty. If a goalkeeper on the floor intentionally removes any of his/her protective equipment while an opposing player is on a breakaway, award a penalty shot and assess a gross misconduct. (The minor penalty would be nullified by the penalty shot).

SITUATION 3 – Rule 11c

Q What constitutes an approved helmet?

A All players must wear an approved helmet and an approved facemask. The following are not approved:

- Football type masks of any type.
- Any peaked helmet with a peak that protrudes beyond the mask more than ½ inch (1.27 cm).
- Cat-eye masks that are not CSA Approved. **(Modified 2013)**

The following types of helmets and masks are approved:

- Those approved under the Canadian Standards Association (CSA) standard for Ice Hockey or National Organizing Committee for Safety in Athletic Equipment (NOCSAE) standard for Lacrosse and unaltered from manufacturers' form. These must also meet the safety standards set by the CLA Equipment Committee pursuant to Section 12 of the CLA Operating Policy.

The objective of this rule is to eliminate facial and dental injuries. If there is any doubt as to the safety of a facemask or helmet, rule it

illegal as per rule 11 C.

RULE 12 – GOALKEEPER'S EQUIPMENT

- (a) With the exception of the stick, all equipment worn by a goalkeeper must be solely constructed for the purpose of protection of the head or body, and must not include anything which would give the goalkeeper undue assistance in keeping goal. All designs and materials shall be approved by the CLA.
- (b) The goalkeeper shall wear an approved facemask and throat guard.
- (c) The goalkeeper shall wear approved gloves for lacrosse, not altered in any manner from the manufactured form.

NOTE: *Trappers and blockers are not allowed.*

- (d) The goalkeeper shall be allowed the use of approved lacrosse leg guards, but at no time shall be allowed the use of felt or other material beyond the edge of the shin protector.
- (e) The goalkeeper shall be allowed the use of approved chest, shoulder, arm pads, leg guards and pants. All this equipment must conform to the shape of the body and must not include anything which would give the goalkeeper undue assistance in keeping goal.
- (f) The goalkeeper shall not be allowed the use of abdominal aprons or a sweater extending down the front of the thighs on the outside of the pants, below the crotch area. This prohibits the use of any type of material added to the team sweater.
- (g) The goalkeeper shall be allowed the use of approved safety toed shoes.
- (h) All protective equipment except gloves, headwear, shoes or leg guards, must be worn entirely under the goalkeeper's uniform.
- (i) Examination of a goalkeeper's equipment shall be performed during the first stoppage in play after a request by the Captain/Alternate Captain. A major penalty shall be assessed to a goalkeeper using illegal equipment. The goalkeeper is required to fix the issue prior to returning to play on the first infraction. A second infraction in the same game to the same goalkeeper will result in a second major penalty, which will result in a game misconduct. A bench minor penalty shall be assessed to a team requesting the examination, provided that the equipment is legal. Bench minor penalties require the removal of any player on the offending team (other than the designated goalkeepers) without substitute for two minutes, unless terminated early by a goal. **(Modified 2015)**

NOTE: *Equipment number sizing by age category/division can be found in Appendix A of this rulebook. All age category/division equipment **MUST** conform to the body. (Modified 2013)*

A goalkeeper may not receive equipment thrown on the playing floor from any part of the box, but may receive equipment from a teammate without proceeding to the players' bench. A minor penalty plus a ten-minute misconduct penalty shall be assessed to a goalkeeper who receives equipment illegally under this rule. The penalties shall be served by two players who were on the floor at the time of the infraction. One to serve the minor and one to serve the misconduct after the minor expires. (See SITUATION 7 – Rules 83b & 82b).

SITUATION 1 – Rule 12

1. Goalkeepers shall be allowed to wear only one chest and one set of arm protector (pads).
2. These chest and arm protector (pads) may not be altered in any way from the manufactured form.
3. No additional padding of any sort may be sewn, taped, glued, or adhered or added to the chest and arm protector (pads) in any location on the chest and arm protector (pads).
4. Notwithstanding the above, is that it will be allowable to wear, in addition to an unaltered chest and arm protector (pads), a shoulder pad shell for protection purposes only.
5. This shoulder pad shell may not have added to it, in any way, additional padding. This shoulder shell must also conform to the shape of the goalkeeper's chest and arm protector (pads).
6. With the addition of this shoulder pad shell the goalkeeper chest and arm protector should not exceed 7.6 cm (3") measured from the skin.

SITUATION 2 – Rule 12

Q How is a goaltender equipment examination request made?

A Any request to examine a goalkeepers' equipment must be made by a captain or alternate captain while on the floor. The request may only be made during a stoppage in play, and the goaltender to be examined must be on the floor at the time of the request. The

request must be made to examine one article of the goalkeeper's equipment:

- **Legs pads**
- **Pants**
- **Chest/arm protectors**
- **Gloves**

NOTE: The goalkeeper's jersey is subject to examination under Situation 4 – Rule 12. The goalkeeper's helmet is subject to examination under Rule 11. (Modified 2013)

SITUATION 3 – Rule 12

Q What criteria is used when Team A requests a measurement of one section of equipment worn by Team B's goalkeeper under Situation 2 – Rule 12?

A Any goalkeeper equipment examination shall consist of all of the following:

- **Measurement on the requested article of equipment as per Appendix A.**
- **A visual inspection of conformity on the requested section of equipment as per the referee's discretion.**
- **A visual inspection of added/modified equipment to the requested section of equipment. (Added 2013)**

SITUATION 4 – Rule 12f & 12i

Q What do you do if the goalkeeper's sweater, with or without extension, hangs down below the crotch or has wings under the arms and could obviously aid in stopping the ball?

A Treat the sweater as illegal equipment if a request is made by the opposing team captain. Assess a minor penalty to the goalkeeper and ensure that it is corrected. There can be only one stick measurement, equipment examination or equipment measurement per stoppage in play.

SITUATION 5 – Rule 12i

If a request for inspection is made at the correct time (stoppage of play) and by the correct person (captain or assistant captain) and the goaltender is on the floor, the referee will ask which article of the goalie's equipment is to be inspected. The captain or alternate captain can only pick one article:

Since there is no universal measuring device, the inspection can only look for visual conformity of the equipment and check for the add-ons

If - in minor lacrosse - there is a CLA approved exemption certificate regarding the proper sizing of equipment, it must be attached to the game sheet at the beginning of the game and the opposing team made aware that it exists. If a CLA approved exemption certificate cannot be produced immediately, there is no exception certificate for the purposes of the inspection.

Once it is established an inspection will be conducted, one referee will accompany the goalie along with a representative from each team, to the referee's room. The other referee will remain on the floor and monitor the remainder of the players (who should be kept at their benches).

In the referee room, the referee will review the requested article of the equipment on BOTH sides of the body and check for conformity to the body and

to make sure there are no pieces added to the equipment that would assist the goalie in stopping the ball (see 12a and 12e). If the referee determines that the equipment is illegal, the penalty will be administered when everyone returns to the floor. They will instruct the goalie that it must be corrected (unless it is the second time and the goalie is removed from the game). In the event that the inspection does not produce any evidence of non-conformity or add-ons for the purpose of assisting to stop the ball, a delay of game penalty will be administered to the team requesting the inspection when the referee returns to the floor. **(added 2015)**

RULE 13 – PLAYER'S EQUIPMENT

- (a) All players are required to wear protective gloves, shoulder and arm pads, and a back/kidney pad, which must be approved for lacrosse as specified in the CLA Safety and Equipment Policy. Players participating on the floor without all of the above equipment shall be assessed a two-minute minor and a game misconduct penalty.
- (b) The use of equipment made of metal or other material likely to cause injury

is prohibited. Referees shall not allow the use of any equipment that in their opinion is liable to cause injury. Referees shall report to the appropriate governing body any case where dangerous equipment has been used.

NOTE: *Players shall not be allowed to wear jewellery (e.g. rings, earrings, chains). Players wearing jewellery shall be assessed a two-minute minor and a game misconduct penalty.*

NOTE: *Items that identify a medical condition are exempt from this rule.*

- (c) Examination of equipment shall be performed at the first stoppage in play after a request by the Captain/Alternate Captain. A minor penalty shall be assessed to a player using illegal equipment. A bench minor penalty shall be assessed to a team requesting examination of equipment provided the equipment is legal. Bench minor penalties require the removal of any player on the offending team (other than the designated goalkeepers) without substitute for two minutes, unless terminated early by a goal.
- (d) A player may not receive equipment thrown on the playing floor from any part of the box, but must obtain the equipment from his/her players' bench. A minor penalty plus a ten-minute misconduct penalty shall be assessed to a player who receives equipment illegally under this rule. Time served penalties shall be served by any player (other than the designated goalkeepers).

SITUATION 1 – Rule 13a

Q Can a Referee remove dangerous equipment on his/her own accord without a request?

A Yes he/she can and must! If a Referee removes dangerous equipment, then no penalty shall be assessed unless there is a subsequent occurrence of the same equipment by the same player. In this case, a minor penalty must be assessed.

SITUATION 2 – Rule 13a

Q What happens when the opposing team requests an examination of equipment and it is found to be dangerous??

A Instruct the player to remove the dangerous equipment. No penalty shall be assessed. A report on the dangerous equipment shall be sent to the appropriate governing body. There can be only one stick measurement, equipment examination or equipment measurement per

stoppage in play.

RULE 14 - THE TEAMS

- (a) Each team shall be composed of five players, one designated goalkeeper, up to thirteen substitute players and one substitute goalkeeper (i.e., a maximum of twenty). For infraction of this rule, a bench minor penalty shall be assessed to the offending team and the extra player(s) removed from the game. Bench minor penalties require the removal of any player on the offending team (other than the designated goalkeepers) without substitute for two minutes, unless terminated early by a goal.
- (b) Only players in uniform shall be included on the official score sheet. A player may enter the game at any time provided they are properly registered to that team and their name was entered on the official score sheet prior to his/her entering the game.

SITUATION 1 - Rule 14

Q What procedure is used for incidents occurring before or after a game?

A Any incidents or altercations of note, occurring during a warm up or after a game shall be reported on a special incident report. The referees' jurisdiction is 15 minutes prior to game time and shall continue until the teams have entered the dressing rooms after the game and all penalties shall be assessed as required. Any incident involving abuse of Referees and Off-floor Officials at any time shall be documented and reported to the appropriate governing body.

SITUATION 2 - Rule 14a

Q What is the minimum number of goalkeepers and players a team can dress to play the game without default?

A Six, one of which must be a goalkeeper.

SITUATION 3 – Rule 14b

Q What should you do if a player's name is not on the score sheet and: (A – F)	
A Obvious errors should be corrected with no penalty. A player listed with a wrong number or one player listed twice and another omitted should be corrected with no penalty assessed. In all cases where a bench minor penalty is assessed under this rule, the Captain shall designate the player who shall serve the penalty: (A – F)	
Q	
A	
a)	He/She is sent to serve a bench Penalty?
a)	Add his/her name to the list – no additional penalty.
b)	He/She receives a penalty or scores a goal or assist and his/her name is on the official score sheet under another number?
b)	Correct the official score sheet – no additional penalty.
c)	His/Her number is there twice and another name is listed?
c)	Correct the official score sheet – no additional penalty.
d)	He/She receives a penalty?
d)	Add his/her name to the list, assess an additional penalty (a bench
	minor).
e)	He/She scores a goal or assist?
e)	Add his/her name to the list, assess a bench minor penalty, and allow the goal.
f)	He/She is sent to serve a goalkeeper’s penalty?
f)	Add his/her name to the list, assess an additional penalty. (bench minor)
NOTE: The key to avoiding these kinds of problems is to ensure that the number of players on the official score sheet matches the number of players on the floor/bench at the start of the game!	

SITUATION 4 – Rule 14

Q Can a team dress more than two goalkeepers in one game?

A Yes, but at any one time there can be only two designated goalkeepers on the official score sheet.

In order to use more than two goalkeepers in the same game, the following criteria must exist:

- the maximum of 20 players cannot be exceeded.
- only two goalkeepers can be designated as such at one time.

As the third (and subsequent) goalkeeper enters the game, one of the previously designated goalkeepers becomes ineligible to participate any further in the game as a goalkeeper.

SITUATION 5 – Rule 14a

Q What happens if a team does not have enough players to continue to play (through penalties, injuries, illness etc)?

A The game is forfeited to the opposing team and a full report is sent to the appropriate governing body.

RULE 15 – CAPTAIN OF TEAM

- (a) Each team shall select a Captain and not more than two Alternate Captains. They shall be identified by the letter “C” or “A” on the front of their sweater and on the score sheet.
- (b) Only one of the Captain or Alternate Captains who was on the floor at the time of the stoppage in play shall have the privilege of asking for the referee’s interpretation of a rule, which has been applied. For infringement of this sub-section, a ten-minute misconduct penalty shall be assessed.

NOTE: In the Pee wee Division and below it is acceptable for the Head Coach of a team to ask for the privilege of a Referee’s interpretation of a rule, which has been applied. This must be done in a respectful manner and only during a stoppage in play.
(added 2017)

- (c) Goalkeepers or playing coaches/managers shall not be entitled to the privileges of Captain/Alternate Captain.

SITUATION 1 – Rule 15a

Q Does a team have to name a Captain and two Alternates?

A A team must name a Captain, however, Alternates are optional.

SITUATION 2 – Rule 15a

Q What is the procedure when the Referee notes no Captain or Alternates on the official score sheet?

A If no Captain or Alternates are listed on the official score sheet the Referee should request the coach to identify a Captain and record it on the official score sheet.

RULE 16 – GOALKEEPERS

- (a) Each team shall be allowed one designated goalkeeper on the playing floor at one time. The designated goalkeeper may be removed and an attacking player may be substituted. Such substitute shall not be permitted the privileges of a goalkeeper.
- (b) Each team shall have on, or in the immediate vicinity of its bench, one substitute designated goalkeeper who is ready to play. At no time shall a team have more than two designated goalkeepers on the official score sheet.
- (c) Goalkeepers seeking to go to their bench for equipment repairs must not do so without permission of the Referee, after the Referee has inspected the equipment.

SITUATION 1 – Rule 16

Q What differentiates a goalkeeper from an attacker?

A A goalkeeper must be designated as such on the game sheet to be subject to the rules for goalkeepers.

NOTE: When outside the crease the goalkeeper cannot use his/her extra equipment to run into a player. Treat severely.

SITUATION 2 – Rule 16d

Q What should the Referee do if the goalkeeper does not request permission to go to the player's bench for equipment repairs?

A The Referee shall give a minor penalty for delay of game to the goalkeeper. A goalkeeper penalty shall be served by a player who was

on the floor at the time of the infraction.

NOTE: One Referee should always supervise the equipment repairs, and try to get the play started as soon as possible.

SITUATION 3 – Rule 16

Q Are water bottles permitted on the floor at the goalkeeper's net at any time?

A No.

NOTE: During games taking place in warm humid weather allow the goalkeeper to go to the players' bench for water.

RULE 17 – NON-PLAYING PERSONNEL

- (a) Only players in uniform, the coaches and trainer who are suitably attired, shall be permitted on the players' bench. A maximum of six non-playing personnel shall be allowed on the players' bench.
- (b) Only the designated head coach on the score sheet shall be permitted to make verbal contact with or direct verbal comments towards the referees. If verbal comments of any kind are directed towards the referees by non-playing personnel other than the designated head coach, a minor penalty shall be assessed to the offending team. **(added 2017)**
- (c) A bench minor penalty shall be assessed to the offending team if any non-playing personnel go on the playing floor during the game, without the referee's permission, and the Referee shall forward a report to the appropriate governing body. Bench minor penalties require the removal of any player on the offending team (other than the designated goalkeepers) without substitute for two minutes, unless terminated early by a goal.
- (d) Any team executive who goes on the playing floor during a game, without permission of the Referee shall be reported to the appropriate governing body.
- (e) **At the conclusion of all periods, all playing and non-playing team personnel shall proceed to their respective dressing rooms without making any verbal contact, of any kind, with the Referees. During their return to the playing floor, at the beginning of all periods, all playing and non-playing team personnel will not make verbal contact,**

of any kind, with the Referees. If verbal contact, of any kind, is made a minor penalty will be assessed to the offending person. If verbal contact is made a second time in a game, by the same team, the Head Coach will be assessed a Game Misconduct. A team captain will always have the right to exercise his privilege of discussing a referee's call, during a break in play, under Rule 15 [b].

Note: Any Referee who does not enforce this rule, as stated above, by approaching any team personnel during these times, as stated above, will be reported in writing to the appropriate governing body and league Commissioner by the General Manager of either team.

This rule will apply to all lacrosse above Minor Lacrosse. (Added 2013)

SITUATION 1 – Rule 17a

Q What does "Suitably attired" mean?

A Suitably attired means that all players including the substitute designated goalkeeper must wear an approved helmet/mask while on the players' bench. The penalty shall be a ten-minute misconduct as per Rule 11 Situation 1. A goalkeeper penalty shall be served by a player who was on the floor at the time of the infraction (**modified 2011**).

SITUATION 2 – Rule 17

Q	Can non-playing personnel (coach, manager, assistant coach, trainer) be assessed: (A – E)		
A	The proper call is: (A – E)		
	Q		A
a)	Five minute major?	a)	No
b)	Ten minute misconduct?	b)	No
c)	Game ejection with no penalty Assessed?	c)	No
d)	Game misconduct?	d)	Yes
e)	Match penalty?	e)	Yes

(added 2015)

RULE 18 - POLICE PROTECTION

The home club shall provide adequate police or other protection for all players, Referees and Off-Floor Officials at all times.

SITUATION 1 - Rule 18

- Q** What happens if a Referee or Off-floor Official is threatened or assaulted?
- A** Any time a Referee or Off-floor Official is threatened or assaulted they shall contact the police immediately and report it to the appropriate governing body immediately.

SITUATION 2 - Rule 18

- Q** Does the referee's control of the game extend to the spectators?
- A** Yes, where deemed necessary, the Referee may suspend play until the home team has removed an abusive spectator.

RULE 19 - THE GAME

- (a) The duration of a game shall be three twenty-minute stop time periods, with intermissions of ten minutes between periods. Each period shall start with a centre face-off.
- (b) The home team shall have choice of ends to start the game and the teams shall change ends to commence the second and third periods.
- (c) The game shall be awarded to the team having scored a majority of goals.

SITUATION 1 – Rule 19a

Q What is the procedure if a team is late for a game? The bus is held up in traffic. The team has phoned and will arrive 45 minutes after the scheduled game time. The home team demands that the game be called.

A If a game is delayed more than the length of time designated by the provincial authority from the scheduled game time, the Referee shall call the game if requested by the non-offending team.

NOTE: A Referee must report all late starts to the appropriate governing body.

SITUATION 2 – Rule 19b

Q Who has the choice of players' benches and goal to defend?

A The home team has the choice of ends and must start the game using the bench closest to that end.

In all disputes of benches or goals to defend, the Referees shall determine who has which bench and who defends which goal.

SITUATION 3 – Rule 19b

Q When do teams change ends?

A The teams change ends at the start of the second and third periods. They do not change ends for any overtime periods.

RULE 20 – OVERTIME

- (a) If at the end of regulation time the score is tied, the Referee shall order the game to continue after a two (2) minute rest. The game continues for a full ten minutes stop time. In C.L.A. league games, if the score is tied after the first overtime period, the game shall be declared a tie.
- (b) In C.L.A. play downs if the score is tied after the first overtime period, the game shall continue. After a ten-minute rest, the teams will play twenty-minute stop time periods, with a ten-minute rest between each period, until a goal is scored (sudden victory).
- (c) In round robin play, where the goal differential is used in determining final

standings in the case of tied teams, all overtime periods shall be sudden victory.

RULE 21 – UNUSUAL DELAY

If any unusual delay occurs within five minutes of the end of the first or second periods, the Referee may order the regular intermission to be taken immediately and the balance of the period completed on the resumption of play. Upon returning, the teams shall defend the same goals until the end of that period. The teams shall then change ends and start the next period without delay.

RULE 22 – APPOINTMENT OF OFFICIALS

The appropriate governing body or their delegate shall appoint two Referees and the following two Goal Judges for each game. One Referee shall be designated as the Referee-in-Charge and shall conduct the face-off at the start of each period to denote his/her authority. In the case of any dispute his/her decision shall be final.

RULE 23 – REFEREES

- (a) The Referees shall have full control of the game, including all participants, and shall enforce the rules as stated in this rulebook. The referees' jurisdiction shall begin fifteen minutes prior to the scheduled game time and shall continue until the teams have entered the dressing rooms after the game.
- (b) Referees shall wear the official referees' uniform.
- (c) Referees shall be impartial parties.
- (d) The Referees shall notify the teams three minutes prior to the scheduled start of each period.
- (e) It shall be the duty of the Referees to ensure that players are properly dressed and approved regulation equipment is used.
- (f) The Referees shall ensure that all Off-floor Officials are in place and that the signal and timing devices are in proper working order.
- (g) The Referees shall report all penalties, goals and assists to the Official Scorer. The Referees may consult with the Goal Judge in the case of a disputed goal.

- (h) The Referees shall ensure that players in uniform, and only players in uniform, are included on the official score sheet.
- (i) The Referees shall ensure that players of opposing teams are separated on the penalty bench.
- (j) Should a Referee receive an injury, which incapacitates him/her from performing his/her duties while play is in progress, the play shall be stopped immediately. Should a Referee be unable to finish the game, the second Referee shall have the power to appoint a replacement if he/she deems it necessary, or if requested to do so by either coach.
- (k) If neither of the appointed Referees are present at the start of the game, the coaches of the two teams shall agree on substitute Referees. If the regularly appointed Referees appear during the progress of the game, they shall at once replace the temporary Referees.
- (l) Referees shall report to the appropriate governing body promptly and in detail the circumstances of any of the following incidents:
 - (i) When a player uses equipment that may cause injury. (Rule 13b)
 - (ii) When non-playing personnel enter the playing area without the referee's permission during a period. (Rule 17(b) & (c))
 - (iii) Any obscene gesture made by any person involved in the game. (Rule 48(a) (ii))
 - (iv) Any non-playing personnel removed from the game. (Rule 28(b))
 - (v) Reckless and Endangering Play. (Rule 30)
 - (vi) When the ball is intentionally shot outside of the playing area. (Rule 41(c))
 - (vii) Persons guilty of gross misconduct. (Rule 48)
 - (viii) When a player or any non-playing personnel become involved in an altercation with a spectator. (Rule 45(d) and Rule 56(a))
 - (ix) When a player(s) leaves the players' bench or penalty bench during an altercation. (Rule 60(c) and (g))
 - (x) When any person molests a Referee or Off-floor Official. (Rule 62)
 - (xi) When a team refuses to start play. (Rule 63(a))
 - (xii) Cases of players fighting with sticks. (Rule 64(b))
 - (xiii) When a stick is intentionally thrown outside the playing area. (Rule 69(c))
 - (xiv) When anyone receives a match penalty. (Rule 80)

SITUATION 1 – Rule 23

Q Does the referee's control of the game extend to the spectators?

A Yes, where deemed necessary, the Referee may suspend play until the home team has removed an abusive spectator.

RULE 24 – OFFICIAL SCORER

- (a) Before the start of the game the Official Scorer shall ensure that both teams have printed the names (first and last) of all players in uniform on the official score sheet. The Captain, Alternate Captain(s), goalkeeper and substitute goalkeeper shall be designated on the official score sheet. The Official Scorer shall complete all applicable parts, (e.g. series, date, etc.), the coach or manager of each team shall sign the official score sheet and it shall be submitted to the Referees for inspection.
- (b) The Official Scorer shall keep an accurate record of all penalties, goals and assists and appropriate times, as provided for on the official score sheet. He/she shall also indicate on the official score sheet the time and period of which the substitute goalkeeper(s) entered the game for the first time and team time outs used.
- (c) The Official Scorer shall cause to be announced on the Public Address system, all goals, assists, penalties, penalty shots and the reason for any disallowed goals.
- (d) The Official Scorer shall inform the Referees, in the game, when a player/goalkeeper receives his/her:
 - Fifth penalty
 - Second major penalty
 - Second ten-minute misconduct penalty.
- (e) The Official Scorer and official score sheet shall be situated at floor level.
- (f) At the conclusion of the game, the Official Scorer shall complete all information including summaries of penalties, goals and assists as provided for on the official score sheet. He/she shall acquire all necessary off-floor official's signatures and submit the official score sheet to the Referees for their signatures. He/she shall then distribute copies of the official score sheet to the appropriate governing body, visiting team and home team.

SITUATION 1 – Rule 24d

Q What situations must the Official Scorer report immediately to the Referees?

- A.** Any obscene gesture made by any person involved in the game. (Rule 48 (a)(ii))
- Persons guilty of a gross misconduct. (Rule 48)
 - When a player or non-playing personnel becomes involved in an altercation with a spectator. (Rule 45(d) & Rule 56(a))
 - When a player or players leaves the players’ bench or penalty bench during an altercation. (Rule 60(c) and (g))
 - When a person molests a Referee or Off-floor Official. (Rule 62)
 - When a stick is intentionally thrown outside the playing area. (Rule 69 (c))

SITUATION 2 – Rule 24d

Q Who is in charge of the penalty bench area?

A The Official Scorer shall be in charge of the Off-floor Officials unless there is a Standby Referee present, in which case the Standby Referee shall be in charge.

SITUATION 3 – Rule 24d

Q What penalties must the Official Scorer report immediately to the Referees?

A	<u>Penalty</u>	<u>Consequence</u>
	Fifth Penalty	Expulsion
	Second Major	Game misconduct
	Third Major	2nd Game Misconduct
	Second ten-minute misconduct	Game Misconduct

SITUATION 4 – Rule 24f

Q Who is responsible for signing and approving the completed official score sheet?

- A** Referee(s) shall verify and approve the completed official score sheet prior to signing it after the game. The Official Scorer will be responsible for maintaining, completing and distributing the completed, signed official score sheet

RULE 25 – GAME TIMEKEEPER

- (a) The Game Timekeeper shall have control of the official playing time and all penalty times. He/She shall run the time clock fifteen minutes before the start of the game and during all intermissions.
- (b) The Game Timekeeper shall indicate to the Official Scorer the times at which all penalties start and terminate. He/She shall upon request give to a penalized player, correct information as to the unexpired time of his/her penalty. The Game Timekeeper shall have the sole authority of informing penalized players when they may leave the penalty bench.
- (c) The Game Timekeeper shall inform the Referees, who shall inform both teams, when there is three minutes remaining in each intermission.

RULE 26 – OFFENSIVE TIMEKEEPER

- (a) The Offensive Timekeeper shall be equipped with a separate timing device (thirty-second clock) and a horn with which to signal the Referees whenever a violation of the thirty-second rule occurs.
- (b) The Offensive Timekeeper shall operate the thirty-second clock during a short-handed situation to assist the Referees in administering the ten-second rule, however, the Referees shall stop the play (i.e. the horn will not sound).
- (c) The Offensive Timekeeper shall operate the thirty-second clock during a short-handed situation when the goalkeeper, or substitute player for the goalkeeper, enters the attacking zone.

NOTE: *In Minor Lacrosse, the Offensive Timekeeper shall operate the thirty-second clock during all possessions.*

SITUATION 1 – Rule 26b

Q Who assists with the 10-second rule?

A The Offensive Timekeeper shall assist the Referees in administering the

10-second rule by running the 30-second clock until the ball enters the attacking zone or the clock has run down to 18 seconds left

The Referee is responsible for blowing his/her whistle and enforcing the 10-second rule.

NOTE: Check Rule 5 Situation 1.

RULE 27 – GOAL JUDGES

- (a) There shall be a properly screened cage immediately outside the playing area behind each goal. Two people that are not members of either competing team shall be appointed as Goal Judges. They shall not change ends throughout the game and may only be replaced at the referees' discretion.
- (b) In the event of a disputed goal the Referee may ask the Goal Judge if the ball entered the net and was entirely over the line. In all cases the decision of the Referees is final.

RULE 28 – ABUSE OF OFFICIALS AND MISCONDUCT

- (a) A minor penalty/ten minute misconduct for unsportsmanlike conduct shall be assessed to any player/goalkeeper who shows disrespect for a referee's ruling or uses obscene, profane or abusive language directed toward any person in the arena. A ten minute misconduct for unsportsmanlike conduct shall be assessed to any player/goalkeeper who shows disrespect for a referee's ruling or uses obscene, profane or abusive language directed toward any person in the arena. **(Modified 2015)**
- (b) In cases involving non-playing bench personnel, or an unidentified player/goalkeeper on the players' bench, a bench minor penalty shall be assessed to the offending team. If any non-playing bench personnel continue their actions after having been assessed a bench minor penalty they shall be assessed a game misconduct penalty and be reported to the appropriate governing body. Bench minor penalties require the removal of any player on the offending team (other than the designated goalkeepers) without substitute for two minutes, unless terminated early by a goal.
- (c) A minor penalty for unsportsmanlike conduct shall be assessed to a player/goalkeeper who attempts to incite, through gestures or verbalization, an opponent into incurring a penalty or an additional penalty. A ten-minute misconduct penalty shall be assessed to a player/goalkeeper who continues the incitement after being assessed the minor penalty.

- (d) A bench minor penalty shall be assessed to the offending team if any player/goalkeeper or non-playing personnel, in the vicinity of the players’ bench, throws anything on the playing floor during the progress of the game, or during a stoppage in play. Bench minor penalties require the removal of any player on the offending team (other than the designated goalkeepers) without substitute for two minutes, unless terminated early by a goal.
- (e) A ten-minute misconduct penalty shall be assessed to a player/goalkeeper who intentionally knocks or shoots the ball out of reach of a Referee who is retrieving it.
- (f) A ten-minute misconduct penalty shall be assessed to any player(s) who except for the purpose of taking their position on the penalty bench, enter or remain in the referees’ crease (located in front of the timekeeper’s bench) while the Referee is reporting to or consulting with any Off-floor Official.

SITUATION 1 – Rule 28

What would the proper call be in the following situations?	
situation	proper call
Player uses profane or obscene language not directed at any person in particular	10 minute misconduct (28a)
Player directs a profanity or obscenity at an official	10 minute misconduct (28a)
Player directs a profanity or obscenity at an opposing player or non-playing personnel	2 minute minor (28c)
Non-playing personnel directs profanity or obscenity at the opposing team	2 minute minor (28b)
Non-playing personnel directs profanity or obscenity at an official	2 minute minor. If behaviour persists or re-occurs, a game misconduct will be assessed. (28b)

(added 2015)

RULE 29 – ADJUSTMENT TO EQUIPMENT

Play shall not be stopped nor the game delayed for adjustments to equipment or sticks. However, the goalkeeper, after a stoppage in play, with permission of the Referee, may make adjustments or repairs to his/her equipment or stick.

RULE 30 – RECKLESS AND ENDANGERING PLAY

A match penalty shall be assessed to any player/goalkeeper who **in their conduct acts in a reckless manner that endangers** an opponent, official, coach, manager or trainer and a report shall be forwarded to the appropriate governing body. **(Modified 2013)**

SITUATION 1 – Rule 30

Q What rules could also be called as Reckless and Endangering Play?

A The following rules may also be called as Reckless and Endangering Play:

Rule 33 – Boarding	Rule 40 – Cross-Checking	Rule 59 – Kneeing
Rule 35 – Butt-Ending	Rule 45 – Fighting	Rule 64 – Slashing
Rule 37 – Charging	Rule 50 – High Sticking	Rule 65 – Spearing
Rule 38 – Checking From Behind	Rule 57 – Kicking a Player	Rule 72 – Unnecessary Roughness

SITUATION 2 – Rule 30

Q Can non-playing personnel be assessed a match penalty?

A Yes a match penalty can be assessed to:

1. a team official
2. a coach
3. a manager
4. a trainer
5. all bench personnel

SITUATION 3 – Rule 30

Q What is the procedure if you order a combatant to stop fighting during an altercation and his/her opponent is injured and the player refuses to stop?

A Any player involved in an altercation who will not stop fighting when ordered to do so, shall be assessed a match penalty if his/her opponent is injured and cannot defend himself/herself.

SITUATION 4 – Rule 30

Q What is the penalty if you notice a combatant wearing a ring during an altercation?

A Any player involved in an altercation who is wearing a ring, tape or any other material on any part of the hand shall be assessed a match penalty. In addition, any player involved in an altercation while wearing tape, an arm or wrist brace, or any other material distal to the wrist shall be assessed a match penalty. Any player who intentionally removes tape or any other material from their wrist after an altercation but before examination of the referee shall be assessed a match penalty. (Modified 2013)

<h2>RULE 31 – BALL OUT OF BOUNDS</h2>

- (a) The ball is not out of bounds until it has touched something, which is itself, out of bounds. A player may reach over the boards with his/her stick to retrieve the ball.
- (b) If the ball goes out of bounds, or lodges in the screen, the Referee shall award possession to a nearby opponent of the player/goalkeeper who last touched the ball prior to its going out of bounds. Possession shall be awarded at a designated place, nearest the spot where the ball went out of bounds. If the Referee is in doubt as to who last touched the ball, or the Referees disagree, there shall be a face-off.

SITUATION 1 – Rules 31 & 68a NOTE

Q What happens if: (A – B)	
A The proper call is: (A – B)	
Q	
A	
a)	The ball is shot off the backboards, then hits the crossbar and goes out of bounds?
a)	Possession to the goalkeeper in his/her crease.
b)	The ball is shot off the backboards, then hits the goalkeeper and goes out of bounds?
b)	Possession to the offensive team.

SITUATION 2 – Rule 31

Q Where is possession awarded when a shot: (A – B)	
A The proper call is: (A – B)	
Q	
A	
a)	Hits the goal post/cross bar of goal A and the ball bounces down the floor and out of bounds at the other end?
a)	Possession is awarded to the offensive team where the ball went out of bounds.
b)	Hits the goalkeeper and the ball bounces down the floor and goes out of bounds at the other end?
b)	Possession is awarded to the offensive team where the ball went out of bounds.

NOTE: In minor lacrosse, when the ball strikes the goaltender in the helmet, facemask or throat protector, possession shall be awarded to the goaltender in the crease. Rule 54 (d) (Modified 2015)

SITUATION 3 – Rule 31a, Rule 1

Q What do you do if the arena has different height glass/wire netting at each end?

A Obviously if both teams are at the arena, you point the problem out

to both teams and inform them of the referee's solution for that game.

RULE 32 – BALL STRIKING REFEREE

- (a) A ball, which contacts a referee, is considered in play. **(Modified 2017)**
- (b) If a goal is scored as a result of the ball being deflected directly or indirectly into the goal off a referee, the goal shall not be allowed. A face-off will restart play. **(Modified 2017)**
- (c) If the ball is deflected out of bounds off a referee a faceoff will occur. **(Modified 2017)**

SITUATION 1 – Rule 32

Q What is the definition of "directly off a Referee and into the net"?

A A ball shall be considered directly off the Referee and into the net if it touches no player other than the goalkeeper prior to entering the net.

RULE 33 – BOARDING

- (a) A major penalty shall be assessed to a player/goalkeeper who body-checks, cross-checks, trips, pushes or otherwise causes an opponent to be thrown violently into the boards. **(Modified 2013)**

NOTE: *Rolling of an opponent's ball-carrier along the boards where he/she is trying to go through too small an opening is not boarding.*

- (b) If the check was a reckless and endangering play the player/goalkeeper, a match penalty shall be assessed.

RULE 34 – BROKEN STICK/PLAYING WITHOUT A STICK

- (a) A minor penalty shall be assessed to a player/goalkeeper who plays with a broken stick. If a player's stick is broken, he/she must drop it immediately and he/she may continue to play. A goalkeeper may continue to play with a broken stick provided he/she and his/her stick remain entirely within the

goal crease. A goalkeeper penalty shall be served by a player who was on the floor at the time of the infraction.

NOTE: *A broken stick is one which, in the opinion of the Referee, is dangerous or unfit for normal play.*

- (b) If a player/goalkeeper becomes separated from his/her stick he/she may continue to play.
- (c) A player whose stick is broken may not receive a stick thrown on the playing floor from any part of the box, but must obtain the stick from his/her players' bench. A goalkeeper whose stick is broken may not receive a stick thrown on the playing floor from any part of the box, but may receive a stick from a teammate without proceeding to the players' bench. A minor penalty plus a ten-minute misconduct penalty shall be assessed to a player/goalkeeper who receives a stick illegally under this rule.

Time served penalties shall be served by any player (other than the designated goalkeepers). The goalkeeper penalties shall be served by two players who were on the floor at the time of the infraction. One to serve the minor and one to serve the misconduct after the minor expires.

SITUATION 1 – Rule 34a

Q Player A1 checks player B1 and you hear a crack. At the end of the play the Captain of team B requests that you check the stick. It is found to be splintered and dangerous.

A A minor penalty shall be assessed to the player for playing with a broken and dangerous stick (if determined upon specific request of the opposing team). If the requested inspection reveals that the stick is not broken and dangerous a bench minor shall be assessed to the requesting team. The stick must be acquired for this inspection before it leaves the playing area.

SITUATION 2 – Rule 34a

Q The goalkeeper while playing with a broken stick, reaches out of the crease and pulls the loose ball into the crease.

A Assess the goalkeeper a penalty for playing with a broken stick.

SITUATION 3 – Rule 34c

Q A player breaks or loses his/her stick during play: (A – C)	
A The proper call is: (A – C)	
Q	A
a) And a teammate on the penalty bench hands him/her a stick?	a) Assess a minor penalty and a ten-minute misconduct to the player receiving the stick.
b) And a teammate on the floor hands him/her his/her stick?	b) It is permissible to hand a stick from one player to another provided no other rules are broken.
c) Into the spectator area and receives his/her stick from a spectator?	c) The only stick a player may receive is from the bench or a teammate on the floor as the Referee would not know if he/she had received the same stick back from the spectator or the condition of the stick. Sticks lost in this manner may be retrieved at the next stoppage in play. Penalty as per Rule 69b shall be a minor penalty plus a ten-minute misconduct penalty.

SITUATION 4 – Rule 34

Q Can a player retrieve the removable plastic head of a broken stick?

A Yes, at the first convenient stoppage of play the head only may be retrieved, as long as it is not determined to be broken or dangerous.

RULE 35 – BUTT-ENDING

A major penalty shall be assessed to a player/goalkeeper who attempts to butt- end an opponent. A match penalty shall be assessed to a player/goalkeeper who butt-ends an opponent. **(Modified 2013)**

NOTE: *If a player is assessed a major or match penalty under this rule,*

time must be served by any player (other than the designated goalkeepers). If a goalkeeper is assessed a major or match penalty under this rule, time must be served by a player who was on the floor at the time of the infraction.

NOTE: "Butt-ending" shall be defined as jabbing an opponent with the butt of the stick. Butt-ending may also be treated as Reckless and Endangering Play (Rule 30).

NOTE: "Attempt to Butt-end" shall include all cases where a butt-ending gesture is made, regardless of whether body contact is made or not.

NOTE: In Minor Lacrosse, an attempted butt-end which does not make solid contact shall be penalized by a major penalty and a game misconduct.

SITUATION 1 – Rule 35

Q What is the definition of a spike check/ice pick check?

A A spike check is defined as a check made by holding one hand on the throat of the stick and the shaft and butt-end of the stick are brought down over the opponent's head/shoulder, or an attempt is made to strike the opponent's stick from the side.

This type of check is illegal and is to be ruled an infraction under Rule 35, Butt-Ending. The attempt shall be called as a major penalty. If there is contact with the opponent's body with the butt-end, a match penalty shall be assessed. The stabbing motion of the check is covered under the explanatory note of Rule 35.

RULE 36 – CHANGE OF PLAYERS/TOO MANY PLAYERS

- (a) Players may be changed during any stoppage in play for a face-off. Players may be changed at any other time from the players' bench, provided the player(s) leaving the playing surface have one foot in the exchange area before the substitute player makes contact with the floor. Violation by the offensive team shall result in possession being awarded to the non-offending team. Violation by the defensive team shall result in a delayed bench minor penalty to the offending team. Bench minor penalties require the removal of any player on the offending team (other than the designated goalkeepers) without substitute for two minutes, unless terminated early by a goal.

- (b) A minor penalty for illegal substitution shall be assessed to a player who after termination of his/her penalty proceeds to his/her players' bench by some route other than the playing floor.
- (c) If a defensive team places too many players on the playing surface and, if by reason of insufficient time or penalties already assessed, the bench minor penalty cannot be served in its entirety within regulation time or the first overtime period, a penalty shot shall be awarded to the non-offending team.

SITUATION 1 – Rule 36

Q What is the call when during a change of players a team substitutes and ends up with too many players on the floor, a delayed penalty is signaled and the following happens: (A – E)			
A The proper call is: (A – E)			
Q		A	
a)	One player goes to the bench?	a)	When the play is completed, assess a bench minor penalty.
b)	The original line change had two extra players?	b)	When the play is completed, assess a bench minor penalty.
c)	One player returns to the bench and returns to the floor 10 seconds later?	c)	Stop the play and assess two bench minor penalties.
d)	After the delayed penalty is signaled, the coach sends another player from the bench?	d)	Stop the play and assess two bench minor penalties.
e)	After the delayed penalty is signaled, the coach sends two more players from the bench?	e)	Stop the play and assess two bench minor penalties.

SITUATION 2 – Rule 36a

<i>Q</i>		<i>A</i>	
a)	A player is at the bench for the purpose of substitution and is inadvertently struck by the ball while having no intent of playing the ball. If his/her substitute is on the floor, should this be penalized?	a)	No.
b)	What happens if player A1 (at the players' bench) is obviously on his/her way to the players' bench for substitution. Player B1 intentionally prevents him/her from getting on the bench. Player A2 (substitute) comes off the bench?	b)	Assess B1 an interference penalty.
c)	What happens if player A1 is attempting to leave the players' bench to enter the play and is prevented from exiting the bench by player B1?	c)	Assess B1 an interference penalty.
d)	What happens in b) and c) above if player A1 and B1 are both within the exchange area when the contact occurs?	d)	Assess B1 an interference penalty and a game misconduct

SITUATION 3 – Rule 36c

<i>Q</i> Should a penalty shot be awarded if the infraction for too many players is delayed until the final buzzer sounds: (A – C)			
<i>A</i> The proper call is: (A – C)			
<i>Q</i>		<i>A</i>	
a)	In a tie game with first overtime pending?	a)	No, there is enough time in the first overtime to serve the penalty in its entirety.
b)	With no overtime pending?	b)	Yes, there is not enough time to serve the penalty in its entirety and therefore the penalty shot is awarded.
c)	In a tie game with sudden victory overtime pending?	c)	Yes, sudden victory can end at any time, therefore there is not enough time to serve the penalty in its entirety and the penalty shot is awarded.

Note: A penalty shot can only be awarded if the penalty cannot be served in its entirety during the 3rd period or the 1st overtime period. If a penalty is assessed under Rule 36 (c) with 2:00 minutes remaining in the 3rd period or 1st overtime period (and less than 2 penalties are currently being served), the penalty can be served in its entirety and no penalty shot is awarded.

SITUATION 4 - Rule 36c

Q What is the call in the following situation: third period or first overtime period?

A1, two minutes at 3:59

A2, two minutes at 2:45

There is a delayed penalty to team A for too many players and the play stops with 2:10 remaining?

A Bench minor penalty (A3) cannot start until A1's penalty expires (1:59). The penalty to A3 cannot be served in its entirety and a penalty shot shall be awarded.

SITUATION 5 - Rule 36a

Q If a Referee starts the play with too many players on the floor should a penalty be called?

A No. The Referee should stop the play and make the correction.

SITUATION 6 - Rule 36

Q Does a goal count if the offensive team has too many players on the floor?

A In any case when a team scores with too many players on the floor, the goal shall be disallowed if identified within the proper time constraints (see Rule 60 Situations).

RULE 37 - CHARGING

A minor or major penalty shall be assessed to a player/goalkeeper who runs, jumps into or charges an opposing player/goalkeeper. When a violent collision results, the Reckless and Endangering Play rule may be applied. A goalkeeper penalty shall be served by a player who was on the floor at the time of the infraction. **(Modified 2013)**

SITUATION 1 - Rule 37

Q Can an offensive player be assessed a penalty for charging?

A Any offensive player (including the ball-carrier) who deliberately charges directly at a defensive player may be assessed a charging penalty.

NOTE: This interpretation is only to be used when the infraction is too violent to be covered under the minor interference rule

SITUATION 2 - Rule 37

Q	What criteria should be used when determining the magnitude of the penalty when a goalkeeper comes out of the crease to ‘blind side’ a player who is receiving a pass and is looking back at the ball while running towards his/her opponent’s net?		
A	The proper call is: (A – C)		
	Q		A
a)	If the goalkeeper checks the attacker’s Stick?	a)	No call.
b)	If the goalkeeper assumes a stationary position such that the attacking player has no opportunity to avoid a violent collision?	b)	Assess a major penalty to the goalkeeper.
c)	If the goalkeeper is in motion and body checks or cross-checks the player causing a violent collision?	c)	Assess a match penalty to the goalkeeper.
Note: The penalty to the goalkeeper shall be called severely.			

RULE 38 – CHECKING FROM BEHIND

- (a) A double minor or major penalty plus a game misconduct shall be assessed to a player/goalkeeper who, at the discretion of the Referee, based on the degree of violence of the impact, intentionally pushes, body-checks, illegally cross-checks or hits an opposing player from behind anywhere on the floor. **(Modified 2013)**

NOTE: In applying Rule 85(f) (play stopped when defense commits second infraction on a delayed penalty) the double minor counts as one infraction and for Rule 81 (Expulsions) the double minor counts as 2 penalties toward the five penalty limit.

- (b) Where a player is high sticked, cross-checked, body-checked, pushed in any manner from behind into the boards or goal net, in such a way that the player is unable to protect or defend him/herself, a Match penalty shall be assessed.

SITUATION 1 – Rule 38

Q Can a check from behind ever be a possession call?

A No. Checking from behind is the most dangerous check in the game and is a mandatory penalty, regardless of severity. A deliberate check from behind near the boards or goal post will be a major plus a game misconduct or match penalty. A check from behind after a stoppage in play will be a major plus a game misconduct or match penalty.

RULE 39 – CREASE PLAY

- (a) The offensive team, on gaining or being awarded possession of the ball within their own goal crease, must pass or carry the ball out of the crease within five seconds or possession shall be awarded to the opposing team.
- (b) If a player/goalkeeper touches a loose ball or interferes with an opposing player's/goalkeeper's stick in his/her opposing team's crease, possession shall be awarded to the non-offending team.

NOTE: In all divisions above Minor Lacrosse a player may reach into an opponents' crease to receive a pass.

NOTE: If a player/goalkeeper intentionally checks a player's/goalkeeper's stick within the crease, a two-minute penalty shall be assessed to the offending player.

A goalkeeper penalty shall be served by a player who was on the floor at the time of the infraction.

- (c) If a player/goalkeeper interferes with an opposing player/goalkeeper who is in his/her crease (other than stick on stick), he/she shall be assessed a minor or major penalty for checking in the crease. If the ball was in the crease at the time of the infraction, the penalty shall not be delayed and play shall restart with possession to the non-offending team. A goalkeeper penalty shall be served by a player who was on the floor at the time of the infraction.
- (d) When shooting on goal, a player/goalkeeper may not step into the goal crease. The crease area is considered to be an imaginary vertical cylinder including the line on the floor. The stick or other parts of the body except the feet may enter the goal crease in the act of shooting or faking, but may not make contact with the floor or a defending player/goalkeeper. Any goals scored by a player/goalkeeper, while in his/her opponent's crease, shall be disallowed and possession awarded to the opposing team in their crease.
- (e) No goal shall be allowed if a player/goalkeeper of the attacking team is in the crease. However, if a player/goalkeeper entered the crease as a result of a check the goal shall be allowed, provided the player/goalkeeper has made no attempt to interfere with the goalkeeper and has endeavoured to withdraw from the crease area.
- (f) A minor penalty shall be assessed to a player/goalkeeper who cuts through his/her opponent's crease to check the ball-carrier. A goalkeeper penalty shall be served by a player who was on the floor at the time of the infraction. If a player/goalkeeper cuts through his/her opponent's crease and gains a distinct advantage to recover a loose ball, possession shall be awarded to the non-offending team.
- (g) The ball entering the goal crease from a teammate to a teammate intentionally shall be awarded to the non-offending team in the nearest corner of that end zone.
- (h) A goalkeeper may leave his/her crease to receive a pass, provided both feet are outside of the crease, and he/she may not carry the ball back into the crease. If any player/goalkeeper shall enter the crease with the ball, possession shall be awarded to the opposing team. Provided he/she has at least one foot in the crease, a goalkeeper may reach out with his/her stick to retrieve a loose ball or intercept an opponent's pass and return it to the crease.

SITUATION 1 – Rule 39d

Q What happens when a player shoots the ball: (A – D)			
A The proper call is: (A – D)			
Q		A	
a)	With both feet outside the crease, leaning in and faking?	a)	Allow play to continue or allow goal.
b)	After he/she reached into the crease to catch a pass?	b)	Allow play to continue or allow goal. In Minor – disallow goal
c)	With his/her foot in the crease but not touching the floor?	c)	Stop play and award possession to the goalkeeper. See Rule 75 Situation 3
d)	After he/she fell with his/her arm in the crease, touching the floor but with both feet outside the crease?	d)	Stop play and award possession to the goalkeeper. See Rule 75 Situation 3

SITUATION 2 – Rule 39

Q Can a player jump into or through the crease in the act of shooting?

A Yes, however as soon as the shooter's foot breaks the plane of the goal crease, play shall be stopped and possession shall be awarded to the goalkeeper in his/her crease. See Rule 75 Situation 3

SITUATION 3 – Rule 39

Q Can a player score from behind the goal?

A Yes. The shooters feet must remain outside of the crease cylinder and his/her stick must not make contact with anything inside the crease including the goalposts prior to the ball leaving the stick.

Note: See also Rule 2 Situation 2

SITUATION 4 – Rule 39g & h

Q What is the call if a player intentionally propels the ball toward his/her goalkeeper in the crease? The goalkeeper allows the ball to bounce/roll through the crease, then reaches out with his/her stick and pulls the ball back into the crease.

A Consider this as "back in".

SITUATION 5 – Rule 39h

Q What is the call when a player: (A – D)			
A The proper call is: (A – D)			
Q		A	
a)	Reaches into his/her own crease and intercepts an opponent’s pass then steps into the crease?	a)	This is not a “back in” as the ball was already inside the cylinder of the crease.
b)	Reaches into his/her own crease and intercepts a teammate’s pass then steps into the crease?	b)	This is a “back in” since it came from teammate to teammate.
c)	Non goalkeeper reaches out from inside the crease and with his/her stick pulls a loose ball back into the crease?	c)	This is a “back in” since only the goalkeeper can do this.
d)	Or player/goalkeeper in control of the ball is checked back into the crease or his/her feet break the plane of the goal crease?	d)	This is a “back in”.

SITUATION 6 – Rule 39a

Q What happens to the 5 second count if a player (non goalkeeper) reaches out from inside his/her crease with his/her stick, gains control of the ball and the ball remains outside the crease?

A The 5 second count shall be in effect.

SITUATION 7 – Rule 39f

Q		What is the call when a player cuts through his/her opponent’s crease to: (A – B)	
A		The proper call is: (A – B)	
Q		A	
a)	Check the ball-carrier?	a)	Assess a minor penalty if the ball-carrier is within the dotted line. Otherwise, there is no distinct advantage gained and no penalty is called
b)	Gain a distinct advantage to recover a loose ball?	b)	Award possession if the ball is inside the dotted line. Otherwise, there is no distinct advantage gained and no change of possession is called.

RULE 40 – CROSS-CHECKING

A minor or major penalty shall be assessed to a player/goalkeeper who illegally cross-checks an opponent, whether or not the opponent is in possession of the ball. A goalkeeper penalty shall be served by a player who was on the floor at the time of the infraction. **(Modified 2013)**

NOTE: *A LEGAL CROSS-CHECK SHALL BE DEFINED AS A CHECK APPLIED WITH THE PORTION OF THE STICK HELD BETWEEN THE HANDS, ON AN OPPONENT:*

- FROM THE FRONT OR SIDE;
- BELOW THE SHOULDERS;
- ABOVE THE WAIST;
- THE EXTENSION OF THE ARMS WHILE THE CHECK IS BEING DELIVERED IS PERMISSIBLE.

NOTE: *AN ILLEGAL CROSS-CHECK SHALL BE DEFINED AS:*

- APPLIED BELOW THE WAIST;
- APPLIED ON TOP OF THE SHOULDER ;
- APPLIED WHEN AN OPPONENT IS NOT ON HIS/HER FEET;
- APPLIED ON A NON-BALL-CARRIER OUTSIDE THE DOTTED LINE.

NOTE: The dotted line will apply in Pee Wee and all lower divisions. In Bantam and all higher divisions, the reference to the dotted line will be replaced by the defensive zone.

SITUATION 1 – Rule 40

Q Can a defensive player cross-check an offensive player without the ball: (A – C)			
A The proper call is: (A - C)			
Q			
A			
a)	In Pee Wee and lower divisions outside the dotted line?	a)	No, it is an automatic penalty.
b)	In Pee Wee and lower divisions inside the dotted line?	b)	Yes, providing the cross-check is legal.
c)	In Bantam and higher divisions in the defensive zone?	c)	Yes, providing the cross-check is legal.

RULE 41 – DELAYING THE GAME

- (a) A minor penalty shall be assessed to any player/team that delays the game including a team that is not on the playing floor ready to start the game or any period at the scheduled starting time.
- (b) A minor penalty shall be assessed to any player/goalkeeper who does not drop the ball immediately or intentionally knocks or shoots the ball away after play is stopped for a possession call. A goalkeeper penalty shall be served by a player who was on the floor at the time of the infraction.
- (c) A minor penalty shall be assessed and a report sent to the appropriate governing body when any player/goalkeeper intentionally bats or shoots the ball outside the playing area. A goalkeeper penalty shall be served by a player who was on the floor at the time of the infraction.
- (d) A minor penalty shall be assessed to any player/goalkeeper who deliberately displaces a goal from its normal position. If by reason of insufficient time or penalties already assessed, the minor penalty for displacing a goal cannot be served in its entirety in regular playing time or the first overtime period, a penalty shot shall be awarded to the non-offending team. A goalkeeper penalty shall be served by a player who

was on the floor at the time of the infraction.

- (e) A bench minor penalty shall be assessed to a team that fails to comply with the referee's direction and thereby causes a delay by making additional substitutions. Bench minor penalties require the removal of any player on the offending team (other than the designated goalkeepers) without substitute for two minutes, unless terminated early by a goal.
- (f) If players of one team are delaying the game by not moving quickly enough to a face-off, the Referee may face-off with only one centre player.
- (g) A minor penalty for unsportsmanlike conduct shall be assessed to a penalized player, other than a goalkeeper, who does not run directly to and take his/her place on the penalty bench. A ten-minute misconduct penalty shall be assessed to a player who persists in this behaviour after being assessed the minor penalty.

SITUATION 1 – Rule 41d

Q Does the goal count if, as the player is taking a shot, the goalkeeper knocks the net off its moorings, the ball enters the net? No whistle has sounded before the ball went into the net.

A Yes, it is a goal.

SITUATION 2 – Rule 41e

Q What happens if all or most of the players come on the floor to congratulate a scorer after a goal?

A Warn both teams that the next instance of this will result in a delay of game penalty to the team involved.

SITUATION 3 – Rule 41

Q What happens if a team or both teams are not ready to start a period?

A Be certain that the Game Timekeeper resets the clock to ten minutes at the end of the period. With three minutes remaining on the clock, the Officials give each team the three minute warning by informing the Captain, Alternate or bench personnel that there are three minutes left in the intermission. If either team is not on the floor, ready to start play

assess a delay of game penalty.

Ready to start play means six players on the floor with all necessary equipment.

SITUATION 4 – Rule 41g

Q What penalty should be assessed if a penalized player does not run directly to, and take their place in the penalty bench?

A Assess a minor penalty for unsportsmanlike conduct. If the player persists then assess a 10-minute misconduct.

Note: Before this rule can be enforced the Referee must be hustling at all times. If you don't run, don't expect the player to run!

RULE 42 – ELBOWING

(a) A major penalty shall be assessed to any player who uses his/her elbow to foul an opponent. A goalkeeper penalty shall be served by a player who was on the floor at the time of the infraction. **(Modified 2015)**

(b) A major penalty shall be assessed to any player who uses his/her elbow to foul an opponent above the shoulders. **(Modified 2015)**

RULE 43 – FACE-OFFS

(a) At the start of each period the Referee-in-Charge shall conduct a face-off. Following a goal one of the Referees shall conduct a face-off unless possession is to be awarded under Rule 85.

(b) All face-offs shall be conducted at the centre face-off circle.

(c) Players taking the face-off shall place the frames of their sticks flat along the playing surface at right angles to the length of the box. The open face of each player's stick shall face his/her goal, and his/her feet shall not cross the parallel lines at the face-off circle until the ball has left the 60.96 cm (2') face-off circle.

NOTE: *During the face-off, the players' right shoulders must face or be closer to their own goal.*

NOTE: *In Tyke and lower divisions the persons taking the face-off are permitted to stand with their feet ON (not over) the parallel lines.*

- (d) The Referee shall place the ball on the floor between the players’ sticks. Play shall start with a whistle. The two players are then permitted to gain possession of the ball by a straight draw backwards, but shall not touch their opponent’s stick or the netted portion of their own stick with their hand. Stepping on or kicking their opponent’s stick shall not be allowed.

NOTE: *Draw motion must continue until both sticks clear the face-off dot.*

- (e) If a player attempts to face-off in an illegal manner or moves his/her stick or gloves prior to the whistle, possession shall be awarded to the non-offending team.
- (f) If a player fouls an opponent during a face-off, the appropriate penalty shall be assessed.
- (g) If during a face-off a player falls on the ball, possession shall be awarded to the non-offending team. If during a face-off a player intentionally withholds the ball from play, possession shall be awarded to the non-offending team.
- (h) When the ball is being faced-off, only the two players facing-off are allowed in the centre zone. If another player enters the centre zone before the ball leaves the 60.96 cm (2’) face-off circle, possession shall be awarded to the non-offending team.

SITUATION 1 – Rule 43e

Q What happens if a player pushes the netted portion of his/her stick inside out prior to taking the face-off?

A Instruct the player to correct the stick to its normal state. If the player does not comply, award possession to the non-offending team.

SITUATION 2 – Rules 43, 39g, 31, 66b

Q What is the correct call if player A1 draws the ball straight back on a face-off. He/she then bats the ball with his/her stick: (A – C)			
A The proper call is: (A – C)			
Q		A	
a)	Down the floor to his/her goalkeeper outside the crease?	a)	The thirty second clock starts when goalkeeper gets possession.
b)	Down the floor to his/her goalkeeper inside the crease?	b)	Consider play as a “back in”.

c)	Out of bounds?	c)	Award possession to Team B.
----	----------------	----	-----------------------------

SITUATION 3 – Rule 43c

Q What is the procedure if one player delays placing their stick in position after being instructed to do so by the Referee?

A Award possession to the non-offending team.

SITUATION 4 – Rule 43h

Q How do you deter scrums at face-offs?

A Award possession immediately to the non-offending team

SITUATION 5 – Rule 43h

Q What is the call if players step into the centre zone prior the ball leaving the 60.96 cm (2') circle?

A Award possession to the non-offending team.

SITUATION 6 – Rule 43c & 6d

Q What is the procedure if a player shows up for a face-off with a modified stick (i.e. pinched head, double pocket, etc.)?

A Player shall be immediately replaced by a teammate who is on the floor and has a proper unmodified stick.

SITUATION 7 – Rule 43d

Q When does the backwards draw finish?

A The backwards draw is finished when the head of the stick clears the centre dot.

SITUATION 8 – Rule 43g

Q What happens if during a face-off the ball becomes lodged in the back of the centre's stick?

A Stop play and award possession to the non-offending team. Inform the centre that he/she can no longer use that stick for face-offs.

RULE 44 – FALLING ON THE BALL/BALL OUT OF SIGHT
--

- (a) A minor penalty shall be assessed to a player/goalkeeper who, while the ball is outside the crease, deliberately withholds the ball from play (except as in rule 43(f)). A goalkeeper penalty shall be served by a player who was on the floor at the time of the infraction. If the player/goalkeeper accidentally falls on the ball, the ball goes out of sight of the Referee, or the ball gets inadvertently trapped against the floor or boards by a stick, play shall be stopped and possession awarded to the non-offending team.
- (b) If any defending player except the designated goalkeeper deliberately falls on or gathers the ball into his/her body when the ball is within the goal crease, a penalty shot shall be awarded to the non-offending team.

SITUATION 1 – Rule 44a

Q What is the call if a player is inadvertently withholding the ball from play?

A Award possession to the non-offending team. A ball-carrier may not hold his/her stick to his/her body or any part of the box with the purpose of preventing an opponent from dislodging the ball.

SITUATION 2 – Rule 44a

Q What is the call if a player is deliberately withholding the ball from play?

A Assess a minor penalty. A player may not deliberately withhold the ball from play in any manner, lie on a loose ball, or trap a loose ball.

RULE 45 – FIGHTING

- (a) A major penalty *and game misconduct penalty* shall be assessed to any player/goalkeeper who fights. A goalkeeper penalty shall be served by a player who was on the floor at the time of the infraction. **(Modified 2015)**
- (b) If there is an instigator or aggressor in a fight, **a major penalty** plus any other penalties shall be assessed to the offending player(s). Where an instigator penalty is assessed to a combatant, the referee shall determine whether the non-offending player shall be assessed a game misconduct under 45 (a). **(Modified 2015)**
- (c) A game misconduct penalty shall be assessed to a player/goalkeeper who restarts a fight after once being separated.

NOTE: *This does not apply to a player/goalkeeper defending himself/herself.*

- (d) A game misconduct penalty shall be assessed to any player/goalkeeper involved in fighting off the playing surface.
- (e) Should a fight start on the floor, those players not involved will immediately move to their respective benches. Should a fight start near the players' bench(s), those players not involved will move to their respective goal creases. Should a fight break out near the goal crease, the goalkeeper will also move to his/her players' bench. Failure to do so may result in the offending player(s)/goalkeeper(s) being assessed game misconduct penalties.

NOTE: *This includes between periods and the end of the game.*

SITUATION 1 – Rule 45b

Q What are the definitions of instigator and aggressor *penalties*?

A *INSTIGATOR: The instigator to a fight shall be defined as the player who, by his/her own actions or demeanor, demonstrates at least one of the following criteria: distance traveled in order to begin fighting; gloves off first; first punch thrown; substitution directly from bench in order to begin fight; menacing attitude or posture; verbally inciting or instigating another player; gestures or threats; conduct in retaliation to a prior game incident.*

NOTE: Not all fights will have a clear instigator. An instigator penalty should only be assessed when the referee is certain that at least one of the defined criteria has been committed by the offending player/goalkeeper. (Modified 2013)

AGGRESSOR: Any player who continues to fight after the Referees have attempted to separate fighters, attempts to restart a fight or refuses to stop fighting after being so instructed.

NOTE: Aggressor penalties should be called when the player continues to fight after being directed to stop. If both players are still willing combatants, then the aggressor should not be called. (Modified 2015)

SITUATION 2 – Rule 45a

Q *What penalty(s) are assessed to two player/goalkeepers' involved in a Fight?*

A *Both player/goalkeeper(s) will be assessed a 5 minute major for fighting and a game misconduct, plus any other penalties assessed. (Added 2013)*

SITUATION 3 – Rule 45b

Q *What penalty(s) will be assessed to Team A player/goalkeeper who is the clear instigator/aggressor in a fight with Team B player/goalkeeper?*

A *The “clear” instigator/aggressor player/goalkeeper will receive a 5 minute major & game misconduct for the instigator/aggressor (Rule 45 b), 5 minute major & game misconduct for fighting (Rule 45a), and a game misconduct for 2 major penalties (Rule 77c).*

The intent of this new rule is to ensure the Clear instigator/aggressor is penalized for starting the fight or continuing to fight after being clearly directed to stop by the officials. (Added 2013)

SITUATION 4 – Rule 45a-b

Q *During a fight which Team A player/goalkeeper is the clear instigator/aggressor, Team B player/goalkeeper fights back to protect themselves. What penalties will be assessed?*

A *The clear instigator will receive a 5 minute major & game misconduct for the instigator/aggressor (Rule 45b), 5 minute major & game misconduct for fighting (Rule 45a), and a game misconduct for 2 major penalties (Rule 77c). Team B player/goalkeeper will only receive a 5 minute major for fighting (Rule 45b). (Modified 2015)*

The intent of this rule is to protect the player/goalkeeper who is just defending themselves and is not a willing combatant in the fight.

Officials need to be diligent to ensure the willing combatants are assessed the Game Misconduct under Rule 45a for fighting. (Added 2013)

SITUATION 5 – Rule 45a-b

Q *Team A player/goalkeeper attacks a Team B player/goalkeeper and starts to throw punches and fights with the Team B player/goalkeeper who does not fight back. As the officials try to break up the one-sided fight, the Team A player/goalkeeper does not stop and keeps throwing punches and continues to fight. What penalties are assessed to the Team A player/goalkeeper?*

A *Team A player/goalkeeper will be assessed the penalties under Rule 45 a and b for being the clear instigator. The Team A player/goalkeeper will be assessed the 5 minute major & game misconduct for the instigator (Rule 45b), 5 minute major & game misconduct for fighting (Rule 45a), and a game misconduct for 2 major penalties (Rule 77c). The Team A player/goalkeeper will then be assessed the 5 minute major & game misconduct for the aggressor (Rule 45b).*

In total the Team A player/goalkeeper will have three (3) majors and 4 game misconducts due to their actions.

The intent of this situation is to show that a player/goalkeeper can receive both an instigator and an aggressor penalty under Rule 45b. Officials need to be diligent to ensure the one-sided fights are broken up quickly, however also need to ensure the clear instigators and aggressors in fights are penalized. (Added 2013)

SITUATION 6 – Rule 45a-b

Q *A player/goalkeeper from Team A instigates an altercation with a player/goalkeeper from Team B. Initially, the player from Team B does not defend himself/herself but eventually begins to fight back. Once the officials intervene, the player/goalkeeper from Team B does not cease fighting and continues to land punches on the Team A player (who has ceased fighting). What penalties should be assessed?*

A *Team A Player/goalkeeper: 5 minute instigator & game misconduct (Rule 45b), 5 minute fighting & game misconduct (Rule 45a), , plus additional game misconduct for 2 major penalties (Rule 77c).*

Team B Player: 5 minute fighting (no game misconduct as this player defended themselves) (Rule 45b), 5 minute aggressor & game misconduct (Rule 45b), additional game misconduct for 2 major penalties (Rule 77c).

The intent of this rule situation is to show the penalty results for the player/goalkeeper who instigates a fight and what the player/goalkeeper would receive who becomes the aggressor in a fight and what penalties are assessed. (Added 2013)

SITUATION 7 – Rule 45a-b

Q *What penalties are assessed to two players who willingly engage in a fight (no instigator) and B1 becomes the clear aggressor based on the definition?*

A *A1 is assessed a major for fighting and a game misconduct under rule 45A. B1 is assessed the Major for Fighting and a Game misconduct under rule 45A. B1 will also be assessed the Major for*

being the Aggressor and the Game Misconduct along with the additional Game Misconduct for having 2 majors in a game.

NOTE: *The wording under Rule 45B, which would remove the game misconduct for A1 when there is an instigator, would not be imposed here as both are clearly willing combatants. The intent of the Aggressor penalty is to ensure the clear aggressor in a fight is penalized, which this situation covers. (Added 2013)*

SITUATION 8 – Rule 45d

Q What is the call if a player/*goalkeeper* gets into a physical altercation with non-playing bench personnel?

A Assess both the player/*goalkeeper* and the *non-playing* bench personnel a game misconduct, complete a special incident report *and forward it to the appropriate governing body.* (Modified 2013)

SITUATION 9 – Rule 45d

Q What is the call if a player/*goalkeeper* at the players' bench, penalty bench or on the floor is receiving verbal abuse from a spectator and he/she:

- Swings his/her stick at a spectator and misses?
- Swings his/her stick at a spectator and hits him/her?
- Climbs into the stands but does nothing?
- Climbs into the stands and fights?

A In all cases assess a game misconduct to the player/*goalkeeper* and complete a special incident report *and forward it to the appropriate governing body.* Ensure that the spectator is removed. (Modified 2013)

RULE 46 – FREE HAND

(a) A minor penalty shall be assessed to a defensive player/*goalkeeper* who uses a free hand to push or manipulate an opponent or an opponent's stick. A goalkeeper penalty shall be served by a player who was on the floor at the time of the infraction. (Modified 2013)

- (b) If a ball-carrier pushes off a defending player/goalkeeper or his/her stick with a free hand, possession shall be awarded to the non-offending team.

SITUATION 1 – Rule 46a

Q Does it matter if a player pushes off with the front or back of his/her hand or arm?

A If a player uses his/her free hand to ward off a defender, possession shall be awarded to the non-offending team.

The ball-carrier's hand, arm, or other part of his/her body may only be used to stop the stick check, and it must not be used to hold, push, or control the direction of the movement of the checker's stick or body.

SITUATION 2 – Rule 46b

Q What is the call if player B1 reaches around the ball-carrier A1 and hits his/her stick with his/her hand, knocking the ball loose? At no time does he/she touch the ball with his/her hand or grab his/her opponent's stick.

A Assess a minor penalty for a free hand check to B1.

RULE 47 – GOALS AND ASSISTS

- (a) A goal shall be scored when the ball is put into the goal by the stick of a player/goalkeeper of the attacking team. The ball must enter the goal from the front and be entirely over the goal line. A goal shall be scored if the ball is deflected into the goal by striking an attacking player/goalkeeper, who shall get credit for the goal. A goal shall not be allowed if the ball is kicked or otherwise deliberately directed by any means other than a stick unless it is then deflected into the net by any defending player other than the designated goalkeeper, in which case no assist(s) shall be given. Following a goal one of the Referees shall conduct a face-off unless possession is to be awarded under Rule 85.
- (b) A goal shall be scored when the ball is put into the goal in any way by a player/goalkeeper of the defending team. The player/goalkeeper of the attacking team who last touched the ball shall be credited with the goal but no assist(s) shall be given.

- (c) When a player/goalkeeper scores a goal, an assist shall be credited to the player(s)/goalkeeper taking part in the play immediately preceding the goal, but not more than two assists can be given on any goal.
- (d) Each goal or assist credited to a player/goalkeeper on the score sheet shall count one point in the player's/goalkeeper's record. Only a goal or one assist may be credited to any one player/goalkeeper on a goal.
- (e) In case of an obvious error in awarding a goal or an assist it shall be corrected promptly, but changes shall not be made after the Referees sign the official score sheet.

SITUATION 1 – Rule 47

Q The ball hits a support post inside the goal frame (either down the centre of the net or around the goal post) and this prevents the ball from entirely crossing the line. Is this a goal?

A Yes. The support post prevented the goal and it should be counted.

SITUATION 2 – Rule 47

Q What do you do when a goal is scored just before the buzzer sounds but the clock runs out before the Game Timekeeper can stop the clock?

A Even though there is no time left on the clock, the whistle is considered to have been blown simultaneously with the horn. If the ball was in the net prior to the horn blowing, the goal shall count.

Record the goal on the official score sheet as 1 second left in the period.

Do not conduct a face-off. (Possible safety issue)

SITUATION 3 – Rule 47

Q A goal is apparently scored and the Lead Referee doesn't see the ball in the net. What should happen next?

A If the Trail Referee does not stop play immediately and signal a goal, play will continue.

Where there are appointed Goal Judges and the red light has been turned on, the Referees must stop play and consult with the Goal Judge.

The Referees are not permitted to ask for any other opinions (Timekeepers, Official Scorer, etc.).

RULE 48 – GROSS MISCONDUCT

- (a) The Referee shall assess a gross misconduct penalty to any player/goalkeeper or non-playing personnel who:
- (i) Makes derogatory comments based upon race, ethnic origin, religious background or gender.
 - (ii) Makes obscene gestures.
 - (iii) Persists in such behaviour after being ejected from a game.
 - (iv) Behaves in any manner to dishonour, embarrass, or disgrace the game.
- (b) The Referee shall report the incident to the appropriate governing body.

SITUATION 1 – Rule 48

Q What constitutes a Gross Misconduct?

A Any player or non-playing bench personnel guilty of gross misconduct shall be assessed a minor penalty under rule 28 (a) or (b) and a game misconduct and the Referee will complete a special incident report.

Examples of Gross Misconduct:

- nudity.
- obscene gestures at players, fans or non-playing personnel.
- spitting at players, fans or non-playing personnel.
- continued misbehaviour after being ejected from game.
- intentionally breaking a stick before surrendering it for measurement.
- any behaviour injurious to lacrosse not covered elsewhere in the rules.
- a goalkeeper on the floor who intentionally removes any of his/her protective equipment while an opposing player is on a breakaway.

Any of these directed towards a Referee or Off-floor Official shall be treated as molesting an Official under Rule 62.

SITUATION 2 – Rule 48

A Minor Penalty under Rule 28 (a) or (b) shall be assessed in addition to a gross misconduct on any player or non-playing personnel making a travesty of the game by way of obscene language or gestures or racial, cultural, religious or sexist comment directed to another player, non-playing personnel, or spectator.

Any of these directed towards a Referee or Off-floor Official shall be treated as molesting an Official under Rule 62.

RULE 49 – HANDLING THE BALL WITH HANDS

- (a) A minor penalty shall be assessed to a player/goalkeeper who catches the ball with his/her hand while the ball is outside of the goal crease. If a player/goalkeeper touches the ball with his/her hand outside of the goal crease, possession shall be awarded to the non-offending team. A goalkeeper penalty shall be served by a player who was on the floor at the time of the infraction.
- (b) The designated goalkeeper may touch or catch the ball with his/her hand while the ball is within the goal crease. If the goalkeeper throws the ball outside of the crease with his/her hand, possession shall be awarded to the opposing team.
- (c) If any defending player except the designated goalkeeper touches or catches the ball with his/her hand while the ball is within the crease area, a penalty shot shall be awarded to the non-offending team, and, if the designated goalkeeper had been removed from the playing floor for a substitute player, a goal shall be awarded to the non-offending team.

SITUATION 1 – Rule 49

Q What part of the glove is considered for ruling handball?

A The entire glove, front and back while that glove is not holding the stick.

SITUATION 2 – Rule 49a

Q What does the Referee do in the following situations if: (A – C)			
A The Referee should in the following situations: (A – C)			
Q		A	
a)	A ball deflects off a player's Hand?	a)	Only stop play if the player intentionally plays the ball with the hand.
b)	A player plays the ball with his/her hand while the hand is on the stick?	b)	Do not stop the play.
c)	The player is suspected of thumbing the ball?	c)	Stop the play, award possession to non-offending team.
Thumbing the ball is a possession call. A ball-carrier may not grasp any part of the head of the stick with his/her hand.			

RULE 50 – HIGH STICKING

- (a) A minor or major penalty shall be assessed to a player/goalkeeper who checks an opponent in such a way that contact is made between his/her stick and the opponent's neck, face or helmet. **(Modified 2013)**
- (b) If a player/goalkeeper while being legally checked deliberately ducks, so as to cause the stick of an opponent to strike him/her on the head or neck, no penalty shall be assessed.

NOTE: *Incidental contact with the helmet should be disregarded.*

MINOR PENALTY – The Referee, at his discretion shall assess a minor penalty, based on the degree of violence of the check, to a player/goalkeeper who high sticks an opponent.

MAJOR PENALTY – The Referee, at his discretion shall assess a major penalty, when moderate contact is made with the stick on helmet/neck, or on top of shoulder/ collar bone. A check that initially hits the shoulder pad and makes moderate contact or significant deceleration prior to contact on head/neck area should be assessed as a major penalty.

GAME MISCONDUCT – The Referee, at his discretion shall assess a major penalty and game misconduct, when excessive and partial to full extension

of arms and/or solid contact with stick above shoulder on neck/ head. A check that glances off the shoulder pad with minimal deceleration should be assessed as a major penalty and a game misconduct.

MATCH PENALTY – The Referee, at his discretion, shall assess a match penalty if, in his judgment, the player or goalkeeper was reckless or endangering his opponent by high sticking.

RULE 51 – HOLDING

A minor penalty shall be assessed to a player/goalkeeper who impedes an opponent's progress by holding with his/her hands, arms or legs. A goalkeeper penalty shall be served by a player who was on the floor at the time of the infraction. **(Modified 2013)**

SITUATION 1 – Rule 51

Q Can a player hold an opponent with his/her stick?

A A player may not hold an opponent with the portion of the stick, which is not between the hands.

SITUATION 2 – Rule 51

Q When should the Referee take notice of a possible hold?

A Once a player has only one hand on his/her stick, the player has created a possible holding situation and should be watched closely by the Referee.

RULE 52 – HOOKING

A minor or major penalty shall be assessed to a player/goalkeeper who impedes a player's/goalkeeper's progress by hooking/holding with his/her stick. A goalkeeper penalty shall be served by a player who was on the floor at the time of the infraction. **(Modified 2013)**

SITUATION 1 – Rule 52

Q What part of the stick is used when hooking an opponent?

A The portion of the stick which is not between the hands.

RULE 53 - ILLEGAL BALL

If, at any time while play is in progress, a ball other than the one legally in play shall appear on the playing surface, the play shall not be stopped but shall continue with the legal ball until the play then in progress is completed.

RULE 54 - INJURED PLAYERS

(a) When a player is injured, play shall not be stopped until the play in progress is completed. If his/her opposing team is in possession when play is stopped, they shall retain possession to restart play. In all other situations play shall restart with a face-off.

NOTE: *When a player appears to be seriously injured, the Referee shall stop play immediately.*

(b) When play is stopped because of an injury, the injured player (excluding the designated goalkeeper) must leave the playing floor prior to restarting play, and must remain there until play resumes.

(c) If a goalkeeper sustains an injury or becomes ill, he/she must be ready to resume play immediately or be replaced by a substitute.

(d) When a goalkeeper gets hit flush on the facemask and it is obvious that he/she is injured, play shall be stopped immediately.

NOTE: *In Minor Lacrosse, when a goalkeeper gets hit on the facemask, helmet or throat guard, play shall be stopped immediately and restarted with possession to the goalkeeper in his/her crease. If the ball enters the goal directly off the goalkeeper's facemask, helmet or throat guard, the goal shall count.*

SITUATION 1 - Rules 54 & 28

Q If play is stopped for an injury and it becomes obvious that the player is faking the injury to obtain a whistle or stop play, what should be done?

A The Referee may assess an unsportsmanlike minor penalty.

SITUATION 2 – Rule 54b

Q Play is stopped due to an injury. That player does not leave the floor. This goes unnoticed and play is restarted. He/she or his/her team scores a goal prior to the first stoppage in play. What happens if the other team identifies the situation?

A Allow the goal.

SITUATION 3 – Rule 54b

Q Is a team required to put a substitute on the floor for a player who has left the floor because play was stopped for his/her apparent injury? Can the player wait on the bench until play resumes and then re enter the game?

A The team must have the opportunity to place the correct number of players on the floor. Therefore the player can wait at the bench with no substitute on the floor.

SITUATION 4 – Rule 54d NOTE

Q In Minor Lacrosse, if the ball enters the net directly off the goalkeeper's mask, helmet or throat guard, the goal shall count. What is the definition of directly?

A Directly shall mean the ball entered the net without touching anything other than the goalpost or crossbar. If the ball rebounds off the goalkeeper, any player, a stick or bounces off the floor prior to entering the net, no goal shall be allowed.

RULE 55 – INTERFERENCE

NOTE: *Throughout this rule, the Referees shall keep in mind that any check that is covered by other rules (e.g. cross-checking, tripping, charging, checking from behind, etc.) shall be penalized under the appropriate rule.*

NOTE: *The dotted line will apply in Pee Wee and all lower divisions. In Bantam and all higher divisions, the reference to the dotted line will be replaced by the defensive zone.*

- (a) When players/goalkeepers are pursuing a loose ball, checking the opponent's stick and body contact are allowed. If the contact is a direct attempt to drive the opponent off the ball while making no attempt to play the ball, possession shall be awarded to the non-offending team for minor interference.
- (b) A defending player/goalkeeper may interfere with the progress of an attacking non-ball-carrier using his/her body or a push checking motion with his/her stick provided the non-ball-carrier is inside the dotted line in Pee Wee and lower and the defensive zone in Bantam and higher.
- (c) A minor penalty shall be assessed to a player/goalkeeper who deliberately prevents a player/goalkeeper who has dropped his/her stick from regaining possession of it. A goalkeeper penalty shall be served by a player who was on the floor at the time of the infraction.
- (d) If a player/goalkeeper who is checking a player/goalkeeper is interfered with by means of a moving screen, possession shall be awarded to the non-offending team. The only permissible moving screen is when both opponents are moving in exactly the same path and same direction and the player/goalkeeper in front slows up or stops. In all other situations, the player/goalkeeper setting the screen shall be stationary in a normal standing position when contact is made and may not push off.
- (e) In all screening situations contact is expected. If the contact is excessive, it shall be penalized under the appropriate rule.
- (f) A minor penalty shall be assessed if any player/goalkeeper or non-playing personnel, on the players' bench or penalty bench, interferes with the movement of the ball or an opposing player/goalkeeper while play is in progress. If the designated goalkeeper had been removed from the playing floor, and a player/goalkeeper of the side attacking the unattended goal or the ball is interfered with by any opposing player/goalkeeper or non-playing personnel on the players' bench or the penalty bench, a goal shall be awarded to the non-offending team. A goalkeeper penalty shall be served by a player who was on the floor at the time of the infraction.

SITUATION 1 – Rule 55f

Q A goalkeeper leaves the floor for an extra attacker, but leaves his/her stick standing up in the goal and: (A – C)			
A The proper call is: (A – C)			
Q		A	
a)	an opposing player shoots and misses the goal?	a)	Stop play and assess the goalkeeper a delay of game penalty.
b)	an opposing player shoots, hits the stick and the ball does not go into the goal?	b)	Stop play and award a goal to non-offending team
c)	you notice the stick while play is in the other end?	c)	Signal a delayed penalty to the offending team.

SITUATION 2 – Rule 55f

Q Team B goalkeeper is on the bench for an extra attacker. Team A is in possession. A member of team B (or bench personnel) interferes with the progress of any player on team A. This interference occurs from the players' or penalty bench. What is the call?

A Award a goal to team A.

Note: For a goal to be awarded in this situation the interference by the illegal person shall mean contact with any player on the playing surface or the ball.

Any interference from the bench is penalized as follows:

- If the offending team has possession, assess a minor penalty immediately.
- If the non-offending team has possession signal a delayed minor penalty.
- If the non-offending team has an unobstructed path to the goal with possession of the ball, award a penalty shot.
- If the non-offending team has an unobstructed path to the goal and the goalkeeper has been removed, award a goal.
- In all other cases assess the offending team a minor penalty.

SITUATION 3 – Rule 55d

Q Is a pick and roll legal?

A Yes, an offensive player may pick and roll off a defensive player. The picking player may not push off the defensive player in any manner that provides the offensive team with an advantage.

SITUATION 4 – Rule 55d

Q What criteria should be used when considering minor interference?

A The player being interfered with must have a reasonable chance to obtain the ball. If that player could not have obtained the ball had the interference not existed, do not award him/her possession. The offending player's illegal actions must be the reason that the player was unable to get the ball.

The offending player's action prevented a defensive player from having a reasonable opportunity to be involved in the play.

If the non-offending team is about to get possession of the ball, then minor interference is not called.

Note: Too many plays are called back by a minor interference call away from the play. If it is severe enough to be called when away from the play, it must be a penalty. If it is not severe, it is a "no call". Minor interference is called on loose ball situations and pick plays.

SITUATION 5 – Rule 55 NOTE

Q Can minor interference be called when a player cross-checks or otherwise fouls an opponent from behind?

A NO. This is a penalty and must be called a penalty.

SITUATION 6 – Rule 55

<i>Q</i>		<i>A</i>	
a)	What happens if player A1 (at the players’ bench) is obviously on his/her way to the players’ bench for substitution. Player B1 intentionally prevents him/her from getting on the bench. Player A2 (substitute) comes off the bench?	a)	Assess B1 an interference penalty.
b)	What happens if player A1 is attempting to leave the players’ bench to enter the play and is prevented from exiting the bench by player B1?	b)	Assess B1 an interference penalty.
c)	What happens in a) and b) above if player A1 and B1 are both within the exchange area when the contact occurs?	c)	Assess B1 an interference penalty and a game misconduct

RULE 56 – INTERFERENCE BY SPECTATORS

- a) If a player/goalkeeper is interfered with by a spectator, the play in progress shall be completed if that player’s team is in possession. Play shall restart with a face-off. If the opposing team is in possession, play shall be stopped and they shall retain possession to restart play. A report of the incident shall be forwarded to the appropriate governing body.
- b) In the event that objects are thrown on the playing floor, which interfere with the progress of the game, the play shall be stopped and restarted with the team retaining possession.
- c) In the event that a spectator grabs or interferes with the ball while it is in play, the play shall be stopped and restarted with a face-off.

RULE 57 – KICKING A PLAYER

A major or match penalty at the discretion of the Referee shall be assessed to a player/goalkeeper who kicks or attempts to kick an opponent. A goalkeeper penalty shall be served by a player who was on the floor at the time of the infraction. **(Modified 2013)**

NOTE: *In Minor Lacrosse, an attempt to kick an opponent, which does not make solid contact, shall be penalized by a major penalty and a game*

misconduct.

RULE 58 - KICKING THE BALL

Kicking the ball shall be permitted in all zones. However, a goal may not be scored by kicking the ball directly into the opposing team’s goal (see rule 47(a) Goals and Assists).

SITUATION 1 – Rule 58

Q	What is the call if the ball, which is kicked by a player, hits the player's stick and goes into the goal: (A – B)		
A	The proper call is: (A – B)		
Q		A	
a)	while he/she is holding the stick?	a)	Goal.
b)	while his/her stick is lying on the floor?	b)	No Goal
In addition to the above a ball shall be considered kicked directly into the net if it touches no player other than the goalkeeper prior to entering the net			

RULE 59 - KNEEING

A minor or major penalty shall be assessed to a player/goalkeeper who uses his/her knee to foul an opponent. A goalkeeper penalty shall be served by a player who was on the floor at the time of the infraction. **(Modified 2013)**

RULE 60 - LEAVING THE PLAYERS' BENCH/PENALTY BENCH

- (a) If a player/goalkeeper shall illegally enter the game from his/her own players’ bench, any goal scored by his/her team while he/she or his/her substitute are illegally on the playing floor shall be disallowed. **(Modified 2017)**
- (b) No player/goalkeeper shall leave the players’ bench or the penalty bench

at the end of a period or at the end of a game until the Referee signals the bench to do so. A game misconduct penalty shall be assessed to the first player/goalkeeper from each team and any non-playing personnel who leave the players' bench or the penalty bench prior to the referee's signal. **(Modified 2017)**

- (c) No player/goalkeeper may leave the players' bench at any time during an altercation. A game misconduct penalty shall be assessed to the first player/goalkeeper from each team and any non-playing personnel who leave the players' bench and go on the playing surface during an altercation. The Referee shall report any such incident to the appropriate governing body. **(Modified 2017)**
- (d) If a player leaves the penalty bench and goes on the playing floor before his/her penalty is fully served through an error of the Game Timekeeper, he/she shall return to the penalty bench to serve his/her unexpired time. **(Modified 2017)**
- (e) If a player leaves the penalty bench and goes on the playing floor before his/her penalty is fully served, by his/her own error, he/she shall be assessed a minor penalty. He/she shall also be required to serve his/her unserved time. **(Modified 2017)**
- (f) If a penalized player returns to the playing floor from the penalty bench before his/her penalty has expired, by his/her own error or the error of the Game Timekeeper, any goals scored by his/her team while he/she is illegally on the playing floor shall be disallowed. **(Modified 2017)**
- (g) Any penalized player who leaves the penalty bench while an altercation is in progress shall be assessed a game misconduct penalty. The Referee shall report the incident to the appropriate governing body. Time served penalties shall be served by any player (other than the designated goalkeepers). **(Modified 2017)**
- (h) If a ball-carrier, with no opposition between him/her and the opposing goalkeeper, is interfered with by a player/goalkeeper of the opposing team who entered the game illegally, he/she shall be awarded a penalty shot. **(Modified 2017)**
- (i) If the designated goalkeeper had been removed from the playing floor, and a player/goalkeeper of the side attacking the unattended goal or the ball is interfered with by a player/goalkeeper who shall have entered the game illegally, a goal shall be awarded to the non-offending team. **(Modified 2017)**

SITUATION 1 – Rule 60

If the Game Timekeeper permits a player to return to the floor before his/her time has actually expired, this error must be corrected during the first stoppage in play following the actual time when the penalty should have been completed. If the error was not discovered until after the play resumed following this stoppage, then no adjustment shall be made. All goals scored by his/her team prior to or after the expiry time of the penalty shall count. If the error is reported to a Referee by the end of the first stoppage in play after the penalty expiry time, any goal scored by his/her team while he/she or his/her substitute was illegally on the floor shall be disallowed.

SITUATION 2 – Rule 60a & e

Q Player A1 receives a minor penalty at 5:00. Due to a timekeeper's error the player leaves the penalty bench at 3:30. Team A scores at 2:45 with that player on the floor. This is the first stoppage in play (since the penalty would have ended at 3:00) and it is brought to the referee's attention at this point.

A The goal is disallowed. The player would not serve any extra time.

SITUATION 3 – Rule 60a & e

Q Player A1 receives a minor penalty at 5:00. Due to a timekeeper's error, the player returns to the floor at 3:30. At 3:10 team A scores with that player on the floor. The error was reported to the Referee during the next stoppage at 2:40.

A The goal at 3:10 would be disallowed.

SITUATION 4 – Rule 60b

Q If both benches clear during an altercation and the Referees only note the first player off team A bench is he/she assessed a game misconduct?

A Assess the game misconduct to the appropriate player on team A and request the Captain of team B to identify the first player off team B bench and assess him/her the game misconduct. If no player is identified, assess the game misconduct to the Captain.

SITUATION 5 – Rules 60c & 77

Q Player A1 receives a five-minute major in the first period. Player A1 then receives a second major at 9:00 of the second period. Neither the Referees nor the Official Scorer realize that it is the second major to the same player.

Team A scores at 3:00 of the second period. This situation is brought to the referee's attention at:

- a) the time of the goal.
- b) the end of the second period.
- c) at 15:00 of the third period.

A The proper call in all situations is:

Allow the goal and assess the game misconduct.

SITUATION 6 – Rule 60h

Q Team A has a player in the penalty bench and their goalkeeper is on the bench for an extra attacker. The penalized player returns to the floor prematurely and intercepts a pass, goes down the floor and scores. The situation is then brought to the referee's attention: (A – B)			
A The proper call is: (A – B)			
Q		A	
a)	that this was the timekeeper's error?	a)	Disallow the goal. Penalized player returns to penalty bench to serve remaining time.
b)	that this was not the timekeeper's error?	b)	Disallow the goal. Award a goal to team B. The penalized player returns to serve a minor penalty for leaving the penalty bench too soon. The awarded goal terminated the original penalty.

SITUATION 7 – Rule 60c

Q In Minor Lacrosse what happens when persons leave the players' bench during an altercation?

A All players/goalkeepers who leave the players' bench during an altercation shall be assessed a game misconduct penalty in addition to any other penalties assessed. The first player/goalkeeper off each bench shall be reported to the appropriate governing body.

RULE 61 - LODGING OF THE BALL IN STICK

If the ball becomes lodged in a player's/goalkeeper's stick, the Referee shall stop play, free the ball and restart play. There will be no reset of the thirty-second clock.

RULE 62 - ABUSING OFFICIALS

A match penalty shall be assessed to any player/goalkeeper or non-playing personnel who strikes, trips, threatens or makes intentional contact with a Referee or any other Off-floor Official and a report shall be forwarded to the appropriate governing body. Time served penalties shall be served by any player (other than the designated goalkeepers). A goalkeeper penalty shall be served by a player who was on the floor at the time of the infraction.

SITUATION 1 - Rule 62

Q Does a player have to serve the five-minute penalty for a match penalty assessed to non-playing personnel?

A Yes.

SITUATION 2 - Rule 62

Q What happens if a Referee or Off-floor Official is threatened or assaulted?

A Any time a Referee or Off-floor Official is threatened or assaulted they shall immediately contact the police and report it to the appropriate governing body .

Situations where actions covered under Rule 48 are directed towards a Referee or Off-floor Official shall be treated under this rule.

RULE 63 – REFUSING TO START PLAY

If a team refuses to go on the floor or, if on the floor, is withdrawn, or refuses to start play when ordered to do so by the Referee, the team shall be assessed a bench minor penalty for delaying the game. The Referee shall inform the offending team Captain of the penalty and that they have one minute in which to resume play. The offensive timekeeper will run the shot clock twice. If the team still refuses to start play or should there be a recurrence of the same incident later in the game, the Referee shall declare the game ended and forward a full report to the appropriate governing body. **(Modified 2017)**

SITUATION 1 – Rule 63

Q How do you administer the 1-minute warning?

A Referee shall instruct Offensive Timekeeper to run the 30-second clock twice.

RULE 64 – SLASHING

- (a) A minor, major or match penalty at the discretion of the Referee shall be assessed to any player/goalkeeper who slashes an opponent with the stick. **(Modified 2013)**

NOTE: *If a player is assessed a major or match penalty under this rule, time must be served by any player (other than the designated goalkeepers). If a goalkeeper is assessed a minor, major or match penalty under this rule, time must be served by a player who was on the floor at the time of the infraction.*

NOTE: *Any player/goalkeeper who swings the stick at an opponent (whether in or out of range) shall be penalized for slashing.*

NOTE: *A player/goalkeeper may not strike an opponent with that portion of the stick not held between the hands. Stick-to-stick contact is allowed but hands (gloves) are considered part of the body and may not be touched.*

- (b) In addition to any penalties assessed, any player/goalkeeper who swings the stick at another player/goalkeeper during an altercation shall be reported to the appropriate governing body.
- (c) A minor or major penalty shall be assessed to a player/goalkeeper who while in the process of shooting or passing, follows through with the stick

and slashes an opponent. Should a goal be scored on the shot, the goal shall be awarded and the penalty assessed.

NOTE: *If a player is assessed a major penalty under this rule, time must be served by any player (other than the designated goalkeepers). If a goalkeeper is assessed a minor or major penalty under this rule, time must be served by a player who was on the floor at the time of the infraction.*

NOTE: *Unintentionally striking an opponent who is moving into the range of the follow through of a shot or pass should not be penalized.*

SITUATION 1 – Rule 64

Q Does a player have to hit an opponent to be penalized for slashing?

A NO. Any player who swings the stick at an opponent whether in or out of range shall be penalized for slashing.

SITUATION 2 – Rule 64

Q Can a slash be called a match penalty?

A Any slash or swing with intent to injure shall be called under Rule 30 Reckless and Endangering Play.

SITUATION 3 – Rule 64

Q How does a Referee judge a one-handed or two-handed slash?

A Referees are instructed to judge his/her call on the intent of swing. Not by the size or force of swing.

SITUATION 4 – Rule 64

Q Can a player slash a non-ball-carrier?

A No. Non-ball carrying offensive players cannot be slashed in any way at any time.

SITUATION 5 – Rule 64

Q When is a follow through slash not called?

A Any player unintentionally striking an opponent who is moving into the range of the follow through of a shot or pass shall not be penalized.

RULE 65 – SPEARING

A major or match penalty at the discretion of the Referee shall be assessed to a player/goalkeeper who spears or attempts to spear an opponent. **(Modified 2013)**

NOTE: *If a player is assessed a major or match penalty under this rule, time must be served by any player (other than the designated goalkeepers). If a goalkeeper is assessed a major or match penalty under this rule, time must be served by a player who was on the floor at the time of the infraction.*

NOTE: *Spearing shall be defined as stabbing an opponent with the mouth of the stick. Spearing may also be treated as Reckless and Endangering Play (Rule 30).*

NOTE: *Attempt to spear shall include all cases where a spearing gesture is made, regardless of whether body contact is made or not.*

NOTE: *In Minor Lacrosse, an attempt to spear an opponent, which does not make solid contact, shall be penalized by a major penalty and a game misconduct.*

SITUATION 1 – Rule 65a

Q What is the definition of a spear?

A Spearing shall be defined as stabbing an opponent with the mouth of stick - Spearing may also be treated as Reckless and Endangering Play (Rule 30).

SITUATION 2 – Rule 65a

Q What is the definition of a spike/spear check?

A A spike/spear check is defined as a check made by holding one hand on the butt-end of the stick and the shaft and head of the stick are brought down over the opponent's head/shoulder, or an attempt is made to strike the opponent's stick from the side.

This type of check is illegal and is to be ruled an infraction under Rule 65, Spearing. The attempt shall be called as a major penalty. If there is contact with the opponent's body with the head of the stick, a match

penalty shall be assessed. The spearing motion of the check is covered under the explanatory notes of Rule 65.

SITUATION 3 – Rule 65a

Q What is the difference between an attempted spear and a spear?

A Attempt to spear shall include all cases where a spearing motion is made regardless of body contact or not. A spear that includes any contact shall be called as a match penalty. Any attempt with no contact shall be assessed a five-minute major penalty. (Plus a game misconduct in Minor Lacrosse)

RULE 66 – TEN SECOND RULE

- (a) When a team is short-handed they shall advance the ball into their attacking zone within ten-seconds or possession shall be awarded to the non-offending team.

NOTE: *Short-handed means the team is below numerical strength of its opponent on the playing floor due to penalty minutes being served.*

- (b) When the short-handed team is in possession of the ball in their attacking zone, and they cause the ball to go out of the attacking zone in any manner except from a shot on goal, it shall be immediately recovered by or possession awarded to the non-offending team. The ball-carrier may carry the ball outside the attacking zone provided neither the ball nor ball-carrier make contact with the floor in the center or defensive zones (including the line).

SITUATION 1 – Rule 66a & b

Q What happens if Team A has advanced the ball into their attack zone with the ten-second rule in effect and: (A – F)	
A The proper call is: (A – F)	
Q	
A	
a)	Player A1 (the ball-carrier) is pushed back over the line with his/her feet touching or crossing the line
a)	Possession to B
b)	Player A1 drops the ball, his/her stick comes together with player B1's stick and the ball goes back over the line?
b)	Possession to B
c)	Player A1 drops the ball, which hits player B1 and goes back over the line?
c)	Possession to B.
d)	Player A1 drops the ball and player B1 kicks or bats the ball over the line?
d)	Let play continue.
e)	Player A1's stick with the ball in it goes back over the line?
e)	Let play continue.
f)	The ball-carrier is pushed back over the line but passes the ball before he/she touches the floor?
f)	Let play continue.

SITUATION 2 – Rule 66b

Q When does the whistle sound when the ball goes back over the line?

A As soon as the ball crosses the line unless it is obvious that the non-offending team will acquire possession immediately. Do not allow the ball to bounce down the floor into an empty net.

SITUATION 3 – Rule 66 a & b

Q Team A is short-handed in their own end. When does the ten seconds terminate?

A When ball-carrier has advanced into attacking zone and both feet are clearly across line or ball-carrier passes to a teammate who is inside the attacking zone.

RULE 67 – THIRD PERSON IN ALTERCATION

A game misconduct penalty plus any acquired penalties shall be assessed to a player/goalkeeper who is the first to intervene in an altercation then in progress. **(Modified 2013)**

SITUATION 1 – Rule 67

Q Does a fighting penalty have to be assessed in order to assess a game misconduct for third person in?

A No, but a minor, major or match penalty must have been committed (and eventually assessed) to at least one of the original participants.

SITUATION 2 – Rule 67

Q Can a player/goalkeeper enter an altercation, and grab his/her own player or act as a peacemaker?

A No, as this may incite others to enter the altercation. Assess the penalty regardless of the reason for the player/goalkeeper having entered the altercation.

RULE 68 – THIRTY SECOND RULE

(a) The offensive team (unless short-handed) shall be required to take a shot on goal within thirty-seconds of gaining possession. Failure to do so will result in the Offensive Timekeeper sounding a horn. The ball shall be immediately recovered by or possession awarded to the non-offending team.

If, while short-handed, a team's goalkeeper or the substitute player for their goalkeeper enters the attacking zone, the Offensive Timekeeper shall start the thirty-second clock and the thirty second rule shall remain in effect for that possession.

NOTE: *In Minor Lacrosse, the offensive team shall be required to take a shot on goal within thirty seconds of gaining possession. Failure to do so will result in the Offensive Timekeeper sounding a horn. The Referees will*

stop the play and award possession to the non-offending team.

NOTE: *The thirty-second horn does not stop the play, only the referees' whistle stops the play.*

NOTE: *A shot on goal shall be defined as the ball making contact with the goalkeeper (while the goalkeeper is within the crease), goal posts or crossbar prior to crossing the goal line. The shot must originate from the front or side of the goal.*

- (b) Any stoppage in play (except for time outs or a ball lodged in a stick) shall cause the thirty-second clock to reset.
- (c) The thirty-second clock shall reset when the defensive team gains possession.
- (d) It shall be ruled that the referee's whistle sounded simultaneously with the timekeeper's horn if a goal is scored (i.e. the goal shall be disallowed if the horn sounded before the ball was in the goal).
- (e) Any shot that hits the goal-post / crossbar or the goalkeeper and goes out of bounds will be awarded back to the offensive team. **(Added 2015)**

Note: In Minor lacrosse, if the ball strikes the goalkeeper in the helmet/facemask and goes out of bounds, the ball shall be awarded to the goalkeeper (Added 2015)

SITUATION 1 – Rule 68a

Q What constitutes a shot from the front or side of the net?

A The shot must have originated from the front or side of the goal, i.e. the ball must not be behind the goal line when it leaves the shooter's stick. The shooter's feet are not taken into consideration.

SITUATION 2 – Rule 68a

Q Define “possession” as it relates to this rule.

A Possession starts when a team gains control and possession of the ball. Possession ends when:

- a shot on net is taken.
- the other team gets possession.
- the whistle is blown except for a ball lodged in a stick or the offensive team requests a time out.

NOTE: Review section (d). It is a shot **on** goal, not a shot **at** goal. A goal shall be disallowed if the horn sounds before the ball is in the net.

NOTE: The thirty-second horn does not stop the play; only the referee's whistle will stop the play.

NOTE: A shot on goal shall be defined as the ball making contact with the goalkeeper (while the goalkeeper is within the crease), goal posts or crossbar prior to crossing the goal line. The shot must originate from the front or side of the goal.

SITUATION 3 – Rule 68a

Q What should the Offensive Timekeeper do when there is less than thirty seconds remaining in the period and a new possession of the ball has been signaled by the Referees?

A There are two options: Shut off the clock, or hold it at 30 seconds for the remainder of the period.

RULE 69 – THROWING STICK

(a) A major penalty shall be assessed to a player/goalkeeper who throws a stick or any other object at an opponent or the ball. A goalkeeper penalty shall be served by a player who was on the floor at the time of the infraction.

(Modified 2013)

(b) A bench minor penalty shall be assessed when a stick is thrown from the players' bench to the playing area for the purpose of replacing a broken or dropped stick. Bench minor penalties require the removal of any player on the offending team (other than the designated goalkeepers) without substitute for two minutes, unless terminated early by a goal.

NOTE: *If the stick is picked up, the player/goalkeeper receiving the stick shall be assessed a minor penalty plus a ten-minute misconduct penalty and the bench penalty shall be waived. Time served penalties shall be served by any player (other than the designated goalkeepers). The goalkeeper penalties shall be served by two players who were on the floor at the time of the infraction, one to serve the minor and one to serve the misconduct after the minor expires.*

(c) In all other cases, a player/goalkeeper shall be assessed a ten-minute misconduct penalty for throwing a stick or any other object. If the stick or

other object is intentionally thrown out of the playing area, in addition to the ten-minute misconduct penalty, the Referee shall report the incident to the appropriate governing body. A goalkeeper penalty shall be served by a player who was on the floor at the time of the infraction.

NOTE: *When a player discards the broken portion of a stick, tossing it to the side of the playing floor (and not over the boards) in such a way that will not interfere with the play or an opposing player, no penalty shall be assessed.*

- (d) If a ball-carrier in the attacking zone, having no opponent to pass other than the designated goalkeeper, is fouled from behind by a stick or any other object being thrown thus preventing a reasonable scoring opportunity, a penalty shot shall be awarded when the play in progress is completed.
- (e) If the designated goalkeeper has been removed from the floor for a substitute player, and an opposing ball-carrier in the attacking zone, having no opponent to pass, is fouled from behind by a stick or any other object being thrown thus preventing a reasonable scoring opportunity, the Referee shall award a goal to the non-offending team.

SITUATION 1 – Rule 69

Q A player on the floor throws a stick to his/her teammate/goalkeeper who has lost or broken his/hers.

A The player would be assessed a two-minute minor for throwing a stick. If the teammate/goalkeeper picks up the stick that person would be assessed a minor and ten-minute misconduct for picking up the stick illegally (Rule 34c); the penalty against the player throwing the stick would then be waived.

Note: A major penalty for throwing the stick is only assessed if the player throws the stick at the ball or an opponent.

SITUATION 2 – Rule 69

Q When does the penalty occur when a stick (or any other object) is thrown?

A A delayed penalty is signaled the instant the stick (or object) leaves the hand of the person who throws it.

If a stick is thrown at a player on a breakaway, and the thrown stick causes the player to lose his/her scoring opportunity, a penalty shot is awarded and the major penalty assessed.

A stick thrown off the bench by an unidentified player or any bench personnel results in a bench minor.

RULE 70 – TIME OUTS

- (a) Each team shall be allowed one sixty-second time out in the regular playing time of the game. The time out shall be granted by the Referee only if requested by a player on the floor during a stoppage in play or when his/her team has possession of the ball. If a team was in possession, or being awarded possession of the ball when time out was called, they shall retain possession to restart play. In all other cases, play shall restart with a face-off. When time out is called with play in progress, neither the ten-second clock nor the thirty-second clock will reset when play restarts.
- (b) At the Junior and Senior levels, two (2) time outs per game are allowed. Only one time out may be used per period. If the game goes into overtime and a team has a time out left, it may be used.
- (c) If a team is granted a time out to which it is not entitled, possession shall be awarded to the non-offending team and the time out shall not be allowed.

SITUATION 1 – Rule 70a

Q What happens to the 30-second clock when a time out is called?

A When time out is called with a play in progress, the thirty-second clock will not be reset when play restarts (except in Situation 2). Be alert, check immediately. Remember, same team, same time.

Time outs can be called at any time, even immediately after a 2-minute warm up for the substitute goalkeeper.

RATIONALE FOR THE NEXT 4 SITUATIONS

Each Junior and Senior team is only allowed 2 time outs in a game and only one per period. The team may use up one of its time outs to get their power play on the floor or gain a new ten-second or thirty-second count. They can only do it twice in a game and this leaves it up to the

coach to decide which way to proceed.

SITUATION 2 – Rule 70a

Q What happens when a time out is called by team A while there is a delayed penalty being called against team B?

A This terminates the delayed penalty and the penalty is assessed to team B. Team A is allowed time out and play resumes with team A in possession with a new 30 seconds.

SITUATION 3 – Rule 70a

Q What happens when a time out is called by team A while there is a delayed penalty being called against team B and it is brought to your attention that team A has already been granted a time out in that period or has used up their two time outs?

A This terminates the delayed penalty and the penalty is assessed to team B. Team A is not allowed time out and play resumes with a face-off.

SITUATION 4 – Rule 70a

Q What happens when team A is short-handed one person in their own end and there is a delayed penalty being called against team B and team A calls a time out?

A This terminates the delayed penalty and the penalty is assessed to team B. Team A is allowed the time out and play resumes with team A in possession with a new 30 seconds. (Team A is no longer short-handed so the 10 seconds is no longer in effect)

SITUATION 5 – Rule 70a

Q What happens when team A is short-handed two persons in their own end and there is a delayed penalty being called against team B and team A calls a time out?

A This terminates the delayed penalty and the penalty is assessed to team B. Team A is allowed the time out and play resumes with team A in possession with a new 30 seconds. (Team A is still short-handed so a

NEW 10 seconds is granted)

SITUATION 6 – Rule 70b

Q Can a team take an unused time out in the 2nd overtime period?

A In CLA play downs time out may be carried over into the 2nd or subsequent overtime period(s).

SITUATION 7 – Rule 70a

Q What happens to the 10-second clock when team A is short-handed in their own end and they request a time out?

A Provided there is no violation of SITUATION 3 above, the time out will be allowed and the ten –second clock will not be reset when play restarts.

RULE 71 – TRIPPING

- (a) A minor penalty shall be assessed to a player/goalkeeper who uses his/her stick or any part of his/her body to trip an opponent. This includes a defending player/goalkeeper dropping in front of an opponent. A goalkeeper penalty shall be served by a player who was on the floor at the time of the infraction. **(Modified 2013)**
- (b) If a ball-carrier in the attacking zone, having no opponent to pass other than the designated goalkeeper, is tripped or otherwise fouled from behind, thus preventing a reasonable scoring opportunity, a penalty shot shall be awarded to the non-offending team when the play in progress is completed.
- (c) If the designated goalkeeper has been removed from the floor and an opposing ball-carrier, in the attacking zone, having no opponent to pass, is tripped or otherwise fouled from behind, thus preventing a reasonable scoring opportunity, the Referee shall award a goal to the non-offending team.

RULE 72 – UNNECESSARY ROUGHNESS

- (a) A minor or major penalty shall be assessed to a player/goalkeeper who uses unnecessary roughness during a game. A goalkeeper penalty shall be served by a player who was on the floor at the time of the infraction. **(Modified**

2013)

- (b) A major penalty shall be assessed to a player/goalkeeper for grabbing the facemask, helmet, or chinstrap, hair pulling or head butting. A goalkeeper penalty shall be served by a player who was on the floor at the time of the infraction.

SITUATION 1 – Rule 72

Q When should a major penalty be assessed for pulling the facemask or chinstrap?

A This penalty should only be assessed when the player is pulling on the helmet in a fashion that may cause injury or he/she is using it for any kind of advantage. Simply grabbing the helmet does not justify assessing this penalty.

SITUATION 2 – Rule 72

Q What is the call when one player incites and/or instigates unnecessary roughness?

A A player must be assessed the only penalty or more penalty time than the retaliator. For example a single minor to the player that started the altercation or a second minor to that player and a single minor to his/her opponent.

RULE 73 – WRAP AROUND

A minor penalty shall be assessed to a player/goalkeeper who impedes the progress of an opponent with his/her stick and/or arms in a holding fashion. A goalkeeper penalty shall be served by a player who was on the floor at the time of the infraction. **(Modified 2013)**

SITUATION 1 – Rule 73

Q What is the definition of a legal wrap around check?

A A wrap around is legal if player reaches around the opponent and makes stick-on-stick contact.

RULE 74 – INFRACTIONS

The four types of infractions are:

- Awarded Possession;
- Penalties;
- Penalty Shots; and
- Awarded Goals.

(a) The five types of penalties are:

- Minor Penalties;
- Major Penalties;
- Misconduct Penalties;
- Match Penalties; and
- Expulsions.

RULE 75 – POSSESSION AND AWARDED POSSESSION

- (a) No player/goalkeeper shall be allowed within 2.75 m (9') of a player/goalkeeper being awarded possession.
- (b) Possession shall not be awarded to a player/goalkeeper within 4.58 m (15') of the opponent's goal crease.
- (c) Play shall start with a whistle.

SITUATION 1 – Rule 75a & 41a

Q What is the procedure if player B1 is standing too close to player A1 who has been awarded possession?

A Instruct B1 to give A1 at least 2.75m (9'). If B1 refuses to back off assess a minor penalty to him/her for delay of game. Play restarts with possession to A1.

SITUATION 2 – Rule 75

Q What is the call if team A player will not back up 4.58m (15’) from team B goal crease when awarded possession?

A Assess the player a 2-minute delay of game. Resume play with possession to Team B.

SITUATION 3 – Rule 75 & 41a

Q What is the procedure if player B1 is standing on the edge of the crease and an opposing player/goalkeeper is awarded possession inside the crease?

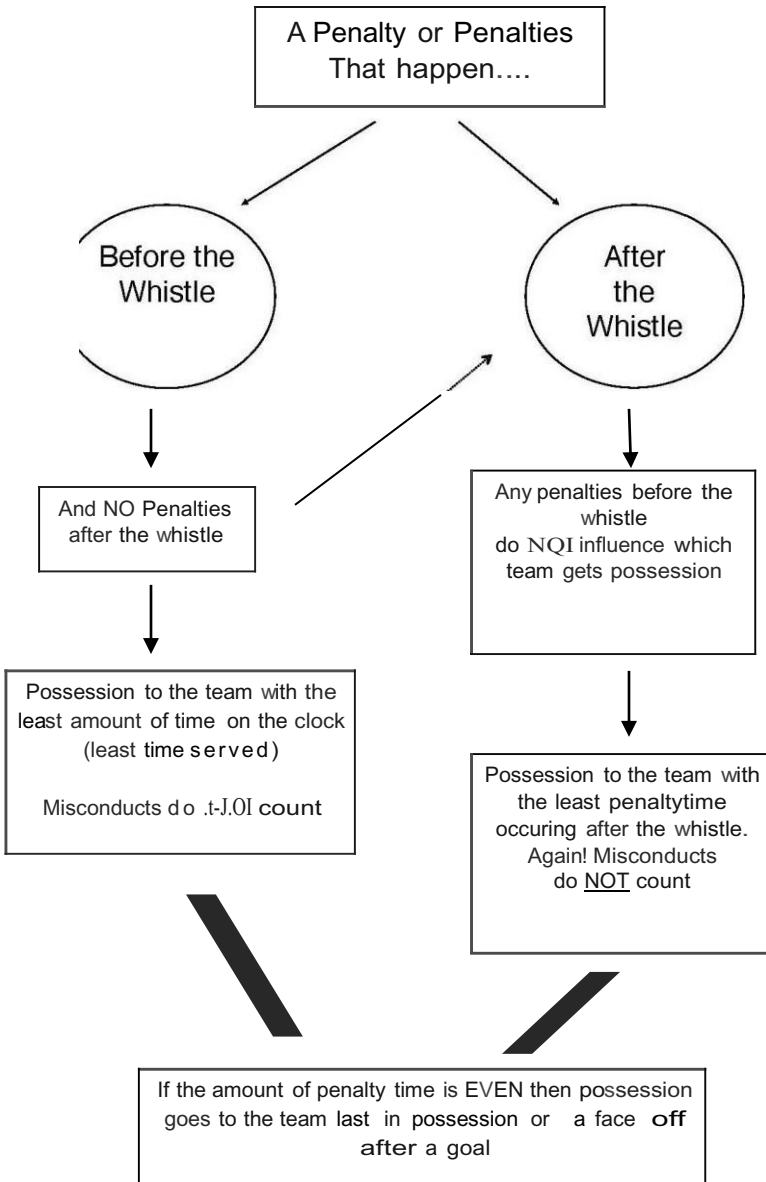
A Instruct B1 to back up 2.75m (9’). If B1 refuses to back off assess a minor penalty to him/her for delay of game. Play restarts with possession to Team A.

SITUATION 4 – Rule 75

Situation	Who gets possession/How do we re-start play?
Team B has the ball inside the offensive zone. Referee has a delayed penalty against A1. The ball comes out of the offensive zone. The referee blows his whistle and assesses a minor penalty to A1.	Team B
B1, who has the ball, charges through the stationary A2. The referee blows his whistle immediately and assesses a minor penalty to B1.	Team A
Team A has possession of the ball. Referee has a delayed penalty against B2. A1 then slashes B2. The referee blows his whistle immediately and assesses a minor penalty to both B2 and A1.	Team A

Team A has possession of the ball. Referee has a delayed penalty against B1. Team B comes into control of the ball. The referee blows his whistle. After the whistle A1 high sticks B3. Both B1 and A1 are assessed minor penalties.	Team B
Team B has possession of the ball. Referee has a delayed penalty against A1. Team A comes in control of the ball. The referee blows his whistle. After the whistle A1 roughs B2, and B3 roughs A4. A1 is assessed two minor penalties and B3 is assessed a minor penalty.	Team B
Team A has possession of the ball. B1 body-checks A2 violently into the boards. After Team A shot goes wide of the net, the referee blows his whistle. After the whistle A3 roughs B1. B1 is assessed a major penalty and A3 is assessed a minor penalty.	Team B
Team B has possession of the ball. A1 slashes B2, then high sticks B3. The referee blows his whistle immediately. After the whistle the referee notices that B4 has a necklace on. A1 is assessed two minor penalties and B4 is assessed a ten minute misconduct.	Team B
Team A has possession of the ball. Referee has a delayed penalty against B1. Team A shoots and scores. The goal counts, B1's minor penalty is 'washed out' and is still noted on the score sheet.	Face-off
Team B shoots and scores. After the goal A1 cross checks B2. The goal counts, A1 is assessed a minor penalty.	Team B Possession
Team B shoots and scores. After the goal B1 slashes A2. The goal counts, B1 is assessed a minor penalty.	Team A Possession
Team A shoots and scores. After the goal B2 and A2 fight. The goal counts, B2 and A2 are assessed majors and game misconducts each.	Face-off

Who gets Possession?



RULE 76 - MINOR PENALTIES

- (a) Minor penalties require the removal of the offending player (other than the designated goalkeepers) without substitute for two minutes, unless terminated early by a goal.
- (b) Bench minor penalties require the removal of any player on the offending team (other than the designated goalkeepers) without substitute for two minutes, unless terminated early by a goal.
- (c) If a team is short-handed due to one or more minor or bench minor penalties and the opposing team scores, the penalty that made the team short-handed at the time of the goal shall terminate.
- (d) When minor or major penalties to two players of the same team terminate at the same time, the Captain of that team shall inform the Referee/Game Timekeeper which player shall return to the floor first.

ALL SITUATIONS ARE TIME RUNNING DOWN

SITUATION 1 – Rule 76c

Q How is play restarted after a penalty?

A The Referee who is not reporting the penalty(ies) shall retrieve the ball. The Referee who is reporting the penalty(ies) shall restart play at the centre of the floor and he/she shall ensure that everyone on the floor knows where the ball is prior to restarting play.

SITUATION 2 – Rule 76c

Q What is the call if the following situation happens?

- A1 minor at 10:00
- B1 minor at 9:50
- A2 minor at 9:40
- B scores at 9:00

A A2 returns to the floor.

SITUATION 3 – Rule 76c

Q What is the call if the following situation happens?

- A1 minor at 10:00
- B1 minor at 9:30
- A2 minor at 9:30
- B scores at 9:00

A A1 returns to the floor.

SITUATION 4 – Rule 76d

Q What is the call if the following situation happens?

- A1 minor at 10:00
- B1 minor at 10:00
- A2 minor at 10:00
- B scores at 9:00

A Captain of A has option of A1 or A2 returning.

SITUATION 5 – Rules 76c & 77e

Q What is the call if the following situation happens?

- A1 two minors at 10:00
- B1 minor at 10:00
- A2 minor at 9:00

- a) B scores at 8:30
- b) B scores at 8:00

A a) A2 returns.
b) A1 and B2 return.

NOTE: The player that returns to the floor is the first player to make the team short-handed at the time of the goal.

SITUATION 6 – Rules 76c & 84a

Q What is the call if the following situation happens?

A1 minor at 10:00

A2 minor at 9:30

A3 minor at 9:00

B1 minor at 9:00

B scores at 8:00

A A1 and A3 return to the floor.

NOTE: A1 returns as his/her penalty ended at 8:00. A3 penalty is not considered coincidental with B1 as they did not start at the same time thus refer to Situation 2.

SITUATION 7 – Rule 76c

Q What is the call if the following situation happens?

A1 two minors at 10:00

B1 minor at 10:00

A2 major at 9:00

B scores at 8:30 and 7:30

A At 8:30 one goal comes off the major to A2.

At 7:30 the second goal comes off the major. Once you start taking goals off a major you stay with that penalty.

SITUATION 8 – Rule 76a

Q What is the call if the following situation happens?

Player A1 receives a 5 minute major for slashing at 13:30 of the first period.

Player A1 takes an unsportsmanlike penalty at 12:30 of the first period.

A If there are 2 goals before 8:30, team A is allowed to substitute for A1 from the players' bench but the substitute must proceed to the penalty bench and serve A1's minor. A2 is allowed out when the minor terminates. A1 is allowed out on first dead ball after 5 minutes plus the actual length of the minor (early goal will shorten the total 7 minutes).

If no 2 goals, the minor starts at 8:30 and can be served by A1 since he/she has served the entire 5 minutes of the major.

RULE 77 – MAJOR PENALTIES

- (a) Major penalties require the removal of the offending player (other than the designated goalkeepers) without substitute for five minutes.
- (b) If a team is short-handed due to receiving a major penalty and the opposing team scores two goals, the short-handed team is allowed to substitute for the penalized player from the bench. The penalized player shall serve the full five minutes and will return to the bench on the next dead ball following the expiration of the penalty.

NOTE: *A dead ball is defined as a stoppage for a face-off, a penalty or a time out. A turnover for a 10-second call, a 30-second call, an out of bounds call or another possession type call does not constitute a dead ball.*

- (c) Any player/goalkeeper who receives a second major penalty in the same game shall be assessed a game misconduct penalty. A substitute player shall serve the major penalty(ies) without charge. If a goalkeeper is assessed a major penalty under this rule, time must be served by any player (other than the designated goalkeepers).
- (d) When a player/goalkeeper is assessed a non-coincident major penalty and one or more minor penalties, the minor penalty shall be served first. When a player/goalkeeper is assessed a non-coincident major penalty and another player/goalkeeper on the same team is assessed a minor penalty at the same time, the minor penalty shall be served first. A goalkeeper penalty shall be served by a player who was on the floor at the time of the infraction.

NOTE: *When applying Rules 77, 78, 79, 80 and 81 the following shall apply: Where a player has been sent to the dressing room, the intention is that a substitute is only required to serve penalties that caused the team to play short-handed (i.e. time served penalties).*

ALL SITUATIONS ARE TIME RUNNING DOWN

SITUATION 1 – Rule 77a

Q What happens when a major penalty is assessed?

A For a "Major Penalty" in any game the offender shall be ruled off the floor for (5) minutes during which time no substitute shall be permitted.

If two goals are scored on the penalized team, the penalized team may place a player on the floor from the players' bench to get back to even strength. The offender shall serve the full (5) minutes and will return to

the floor on the next dead ball following the expiration of his/her penalty. The Game Timekeeper will sound the horn.

Definition of a "DEAD BALL" - A dead ball occurs when play is stopped for a face-off, a penalty or a time out. A TURNOVER for a 10 second call, a 30 second call, an out of bounds call or another possession type call DOES NOT CONSTITUTE A DEAD BALL.

SITUATION 2 – Rule 77

Q Can the Referee send penalized players to the dressing room near the end of a period?

A In cases where players have coincidental major or ten-minute misconduct penalties that carry into the next period or end of the game, the Referee at his/her discretion may send these players to the dressing room.

SITUATION 3 – Rule 77d

Q What is the call if the following situation happens?

A1 major at 10:00
 B1 minor at 10:00
 A2 minor at 10:00
 B scores at 9:00

A One goal comes off the major.

NOTE: When a major and a minor are assessed at the same time to different players on the same team the minor is served first. In this case A2's minor would be offset by B1's minor.

SITUATION 4 – Rule 77d

Q Two penalties are assessed to team A. If team B scores on the play, which penalty would be served if:

- a) A1 was assessed a minor and a major?
- b) A1 was assessed a major and A2 was assessed a minor?

A The proper call is:

- a) The goal would cancel A1's minor and the major would be served.

If the major is terminated early by goals, team A is allowed to substitute for A1 from the players' bench. A1 would have to sit in the penalty bench until the first dead ball after he/she had served 5 minutes

- b) The goal would cancel A2's minor and the major would be served.

NOTE: Third major penalty in the same game will receive a 2nd game misconduct.

SITUATION 5 – Rule 77b

Q What is the call if the following situation happens?

Player A1 receives a 5 minute major for slashing at 13:30 of the first period.

Player A1 takes an unsportsmanlike penalty at 12:30 of the first period.

A If there are 2 goals before 8:30, team A is allowed to substitute for A1 from the players' bench but the substitute must proceed to the penalty bench and serve A1's minor. A2 is allowed out when the minor terminates A1 is allowed out on first dead ball after 5 minutes plus the actual length of the minor (early goal will shorten the total 7 minutes).

If no 2 goals, the minor starts at 8:30 and can be served by A1 since he/she has served the entire 5 minutes of the major.

RULE 78 – 10-MINUTE MISCONDUCT PENALTIES

- (a) Ten-minute misconduct penalties require the removal of the offending player (other than the designated goalkeepers) for ten minutes. A substitute shall be permitted immediately. The player shall remain in the penalty bench until the first dead ball after the misconduct has expired. A goalkeeper penalty shall be served by a player who was on the floor at the time of the infraction.

- (b) When a player/goalkeeper is assessed a minor/major penalty and a ten-

minute misconduct penalty at the same time, a substitute player shall serve the minor/major penalty. The player's ten-minute misconduct penalty shall commence when the minor/major penalty terminates. The goalkeeper penalties shall be served by two players who were on the floor at the time of the infraction, one to serve the minor/major and one to serve the ten-minute misconduct after the minor/major expires.

- (c) Any player/goalkeeper who receives a second ten-minute misconduct penalty in the same game, shall be assessed a game misconduct penalty.

NOTE: For the following situations:

A1 2, 2, 2, 2, 10: means that A1 was assessed a 10-minute misconduct with four previous minors. All penalties except the last were received earlier in the game.

SITUATION 1 – Rule 78c

Q What is the call if the following situation happens?

A1 2, 10, 2, 2, 10

A A1 receives an automatic game misconduct for being assessed a second 10-minute misconduct. No substitute is required to serve the 10-minute misconduct.

RULE 79 – GAME MISCONDUCT PENALTIES

Game misconduct penalties require the removal of the offending player/goalkeeper for the remainder of the game. Any other penalties incurred by the player/goalkeeper shall be served by another player. Time served penalties shall be served by any player (other than the designated goalkeepers).

A goalkeeper penalty shall be served by a player who was on the floor at the time of the infraction. Ten minutes shall be charged in the records against any players/goalkeepers assessed game misconduct penalties. Players/goalkeepers or non-playing personnel who receive a game misconduct penalty, shall leave the arena or go to the dressing room for the balance of the game.

RULE 80 – MATCH PENALTIES

A match penalty shall be a major penalty assessed to a player/goalkeeper to be served by a substitute player. Time served penalties shall be served by any player (other than the designated goalkeepers). A goalkeeper penalty shall be served by a player who was on the floor at the time of the infraction. Any player/goalkeeper who receives a match penalty shall be suspended until the appropriate governing body rules on the incident.

SITUATION 1 – Rule 80 & 83b

Q Is the 5-minute time portion of the match penalty considered a major penalty for the purpose of coincidental penalty rule?

A Yes.

RULE 81 – EXPULSIONS

- (a) Any player/goalkeeper who is assessed five penalties in the same game shall be expelled from playing the balance of the game.
- (b) Delayed penalties cancelled by goals or penalty shots shall be recorded on the official score sheet and count toward the five penalty limit.
- (c) Infractions that cause a penalty shot to be awarded that result in assessing a major penalty shall count toward the five-penalty limit.

SITUATION 1 – Rule 81a

Q If a player serves a bench minor penalty does this count as one toward his/her maximum of five penalties?

A No.

SITUATION 2 – Rule 81

Q Can a player who has been expelled from the game return to the players' bench in his/her street clothes? Is he/she treated as a suspended player?

A The player may not return to the bench but may return as a spectator as long as he/she is not disturbing the game. The player shall be reported if recognized as creating a significant disturbance.

SITUATION 3 – Rule 81a

Q If it is brought to the attention of the Referee that a player has been inadvertently playing with five penalties, what do you do?

A Expel the player at that point and write a report on the incident. Any goals scored by that player shall be allowed.

NOTE: A substitute must serve penalty minutes associated with minor/major penalties assessed to a player/goalkeeper who is being expelled for receiving 5 penalties, unless substitution is permitted under Rule 83b.

NOTE: For the following situations:

A1 2, 2, 2, 2, 10: means that A1 was assessed a 10-minute misconduct with four previous minors. All penalties except the last were received earlier in the game.

SITUATION 4 – Rule 81a

Q What is the call if the following situation happens?

A1 2, 2, 2, 2, 10

A Player A1 is expelled. No one is required to serve his/her misconduct.

SITUATION 5 – Rule 81a

Q What is the call if the following situation happens?

A1 2, 2, 2, 2, 10

B1 2, 2, 2, 2, 10

A Both players are expelled. No one serves the misconducts.

SITUATION 6 – Rule 81a

Q What is the call if the following situation happens?

A1 2, 2, 2, 2, 5

B1 2, 2, 5

A The teams do not play short-handed as per Rule 83b. B1 serves the full five minutes time for the major and does not leave the penalty box until the first dead ball after his/her penalty has expired and A1 is expelled from the game.

SITUATION 7 – Rules 81a & 83b

Q What is the call if the following situation happens?

A1 2, 2, 2, 2, 5 GOALKEEPER

B1 2, 2, 2, 2, 5 NON-GOALKEEPER

A Goalkeeper A1 and player B1 are expelled. No one serves the coincidental majors under Rule 83b. Player A2 has to serve A1’s five minutes under Rule 82(b).

RULE 82 – GOALKEEPERS’ PENALTIES

- (a) A goalkeeper shall not be sent to the penalty bench for an infraction which incurs a minor, major or ten-minute misconduct penalty. Instead the penalty shall be served by a player who was on the floor at the time of the infraction. The player shall be identified by the coach through the Captain or Alternate Captain.
- (b) If a goalkeeper is expelled or receives a game misconduct or match penalty, their place shall be taken by another player or the substitute goalkeeper and any associated minor, major or ten-minute misconduct penalties shall be served by a player who was on the floor at the time of the infraction.
- (c) All penalties assessed to a goalkeeper shall be recorded on the score sheet against their name regardless of who serves them.

SITUATION 1 – Rule 82

- Q** When a Referee is assessing a penalty to a goalkeeper, what are the duties of the other Referee?
- A** The other Referee should position himself/herself to mentally note the numbers of the players on the floor, one of which must serve the goalkeeper's penalty.

SITUATION 2 – Rules 82, 78 & 83

- Q** Does a player from the penalized team have to serve coincidental penalties or ten-minute misconduct assessed to goalkeepers?
- A** Yes. It must be a player who was on the floor at the time of the incident.

RULE 83 – COINCIDENT PENALTIES

- (a) When cancelling coincident Major/Match penalties the following procedure will be used in the order listed:
- i) Cancel as many penalties as possible.
 - ii) Cancel in a way to make the team only one player short.
 - iii) Cancel in a way to avoid taking another player off the floor.
 - iv) Cancel using the order of penalty occurrence or in the order that the Referee reported them.

In order to apply this rule there must be at least one Major/Match penalty to each team. Cancel as many penalties as possible, including minors using the above order.

When this rule is applied unless it is a time penalty an additional player is not required to sit in the penalty box.

- (b) In the case of unequal penalties with coincident majors, a substitute player shall serve the unequal minor(s) and/or major penalties, and these penalties shall be taken into account for the multiple penalty rule.

When applying the coincidental penalty rule the following three principles are to be applied:

- For major penalties assessed during one stoppage in play, cancel major for major and minor for minor on each team.
- When a choice is available as to which player's penalties shall be cancelled, the Captain of the affected team shall have the choice.
- A player will serve all penalties assessed to him/her, even if the team has put an additional player in the penalty bench to serve one or more of the penalties. The total time span of the penalties may however, be shortened by goals scored. A player whose coincidental penalties carry through to the end of a period may go to the dressing room at the discretion of the Referee.

NOTE: For the purpose of the coincidental penalty rule, the word cancel shall denote immediate substitution for, as the penalty is not actually cancelled but is served as a 10-minute misconduct.

SITUATION 1 – Rule 83b

Q What is the call if the following situation happens?

A1 5 + 2

B1 5 + 2

A Immediate substitution for both players

SITUATION 2 – Rules 83b & 78b

Q What is the call if the following situation happens?

A1 5 + 5 + Game

B1 5

A Immediate substitution for B1. A2 goes into the penalty bench to serve one of A1's majors. Team A is short handed for five minutes or 2 goals, at which time A2 returns to the floor. B1 serves the full five minutes time for the major and does not leave the penalty bench until the first dead ball after his/her penalty has expired and A1 is removed from the game.

SITUATION 3 – Rule 83b

Q What is the call if the following situation happens?

- | | |
|----------|----------|
| A1 5 + 2 | B1 5 + 2 |
| A2 5 + 2 | B2 5 |

A Team A will put an extra player in the penalty bench to serve the outstanding minor. The Captain of team A gets to choose either A1 or A2 minor to be served. A1 or A2 (whoever is chosen) would have to sit in the penalty box until the first dead ball after he/she had served 5 minutes plus the duration of the minor. The other players would have to sit in the penalty bench until the first dead ball after their penalties have expired.

SITUATION 4 – Rule 83b

Q What is the call if the following situation happens?

- | | |
|----------|----------|
| A1 5 + 2 | B1 5 |
| A2 5 | B2 5 + 2 |

A Immediate substitution for all players. Both teams play full strength. The players would have to sit in the penalty bench until the first dead ball after their penalties have expired.

SITUATION 5 – Rules 83b & 78b

Q What is the call if the following situation happens?

- | | |
|--------------|-----------------|
| A1 5 + 2 + 2 | B1 5 + 2 |
| A2 5 + 2 | B2 5 + 5 + Game |

A Team A puts A1, A2 and A3 in the penalty bench. Team B puts B1 and B3 in the penalty bench. A3 serves the double minor penalty. B3 serves the outstanding major. Both Team A and B play one player under strength for four minutes, A3 returns to the floor, then Team B plays one player short-handed for the remaining one minute or two goals. Players A1, A2 and B1 would have to sit in the penalty box until the first dead ball after their penalties total times have expired. B2 is expelled from the game.

SITUATION 6 – Rule 83b

Q What is the call if the following situation happens?

A1	5 + 5 + Game	B1	5
		B2	5

A All penalties cancel. Players B1 and B2 return to the floor following the first dead ball after expiry of their penalties. A1 is removed from the game.

SITUATION 7 – Rules 83b & 82b

Q What is the call if the following situation happens?

A1	5	Goalkeeper B1	5 + 2 + 10
----	---	---------------	------------

A Team B places two players who were on the floor at the time of the incident in the penalty bench. B2 serves the minor. B3 serves the major and misconduct after the minor has expired.

Immediate substitution for A1.

Players A1 and B3 return to the floor following the first dead ball after expiry of their penalties.

SITUATION 8 – Rule 83

Q Players A1 and B1 are assessed coincident major penalties for slashing at 14:10 of the second period. At 12:40 player A1 is assessed a minor penalty for unsportsmanlike conduct. Team B scores at 11:45 and assuming there are no other goals or penalties, at what time does A1 return to the game?

A The first dead ball after 8:15. Coincident penalties or misconducts must be suspended while another player is serving a player's time penalty.

SITUATION 9 – Rule 83

Q What is the call if the following situation happens?

Player A1 receives a 5 minute major for slashing at 13:30 of the first period.

Player A1 takes an unsportsmanlike penalty at 12:30 of the first period.

A If there are 2 goals before 8:30, team A is allowed to substitute for A1 from the players' bench but the substitute must proceed to the penalty bench and serve A1's minor. A2 is allowed out when the minor terminates A1 is allowed out on first dead ball after 5 minutes plus the actual length of the minor (early goal will shorten the total 7 minutes).

If no 2 goals, the minor starts at 8:30 and can be served by A1 since he/she has served the entire 5 minutes of the major.

SITUATION 10 – Rules 83a & 85a

Q What is the call if the following situation happens?

A-1 has possession of the ball. B-1 receives a delayed penalty. Play has been stopped by the referee's whistle and no goal is scored. After the stoppage of play A-1 receives a penalty.

A Team B is awarded possession of the ball to restart play. Being consistent with sequence of events the penalty to A-1 happened last, therefore rule 85 (a) is applied. The coincident penalty rule (83) would only be applied if both penalties occurred before the whistle or both penalties occurred after the whistle.

RULE 84 – MULTIPLE PENALTIES

- (a) If a third player/goalkeeper of any team shall be penalized while two players of the same team are serving penalties, the penalty assessed to the third player/goalkeeper shall not commence until the penalty to one of the first two players already penalized has terminated. A goalkeeper penalty shall be served by a player who was on the floor at the time of the infraction. The third player shall proceed to the penalty bench and may be replaced by a substitute.
- (b) When the multiple penalty rule is in effect, none of the affected penalized players may return to the playing floor until a dead ball (see Rule 77 Note), provided however, that the Game Timekeeper shall permit the return to the playing floor in the order of expiry of the penalties, a player(s), when by reason of the expiration of the penalties, the penalized team is entitled to have more than four players on the playing floor.

- (c) In the case of multiple penalties, when the penalties of the two players of the same team terminate at the same time, the Captain of that team will designate to the Referee/Game Timekeeper which player shall return to the playing floor first.

SITUATION 1 – Rule 84a & b

Q What is the call if the following situation happens?

- A1 minor at 10:00
- A2 minor at 9:30
- A3 minor at 9:00
- Team B scores at 8:00

A A1 returns as his/her penalty has expired. A2 returns as his/her penalty is cancelled by the goal. A3 penalty starts at 8:00.

SITUATION 2 – Rule 84a & b

Q What is the call if the following situation happens?

- A1 minor at 10:00
- A2 minor at 10:00
- A3 minor at 9:30

What happens at 8:00 with no stoppage in play?

A A1 or A2 (captain's choice) can return to the floor as only one penalty remains and the team is entitled to have 5 players on the floor. The other player must wait until either there is a dead ball or 6:00.

NOTE: When two players are assessed penalties at the same time and a third player of the team is assessed a penalty, the Referees should be aware that one player may return to the floor while two players are still in the penalty bench. This situation may be mistaken for too many players on the floor.

SITUATION 3 – Rule 84a & b

Q What is the call if the following situation happens?

- A1 major at 10:00

A2 two minors at 9:45

A3 minor at 9:30

Assuming no stoppages in play, who comes on the floor at 5:00? What happens if the wrong player comes on and his/her team scores?

- A** The players return to the floor in order of expiry of their penalties. At 5:00, A1's penalty expires, but A2's penalty expired at 5:45 thus A2 returns. If A1 returns and team A scores, disallow the goal.

RULE 85 - CALLING OF PENALTIES

- (a) Should a penalty occur by a player/goalkeeper of the team in possession of the ball or while the ball is loose, play shall be stopped immediately and the penalty assessed to the offending player/goalkeeper. Play shall restart with possession to the non-offending team. If the infraction occurred during a stoppage in play, the penalty shall be assessed and play shall restart with possession to the non-offending team. A goalkeeper penalty shall be served by a player who was on the floor at the time of the infraction.
- (b) Should a penalty occur by a player/goalkeeper when his/her opposing team is in possession of the ball, except for checking in the crease, the Referee shall signify the calling of a penalty by raising his/her non-whistle hand straight up in the air, and on completion of the play, stop play and assess the penalty. Play shall restart with possession to the non-offending team. A goalkeeper penalty shall be served by a player who was on the floor at the time of the infraction.
- NOTE:** *Completion of the play shall mean:*
- (i) *The ball has come into possession and control of an opposing player/goalkeeper.*
 - (ii) *A shot or an attempted shot has been taken.*
 - (iii) *The ball proceeds loose out of the zone.*
 - (iv) *Any reason that would have normally caused a stoppage in play.*
- (c) Should infractions occur that require coincident minor or coincident major penalties, play shall be stopped immediately and the penalties assessed to the offending players/goalkeeper. Play shall restart with the team that was in possession of the ball at the time of the infractions, retaining possession. If the infractions occurred during a stoppage in play, the penalties shall be

assessed and the team that was being awarded possession (if applicable) would be awarded possession to restart play. If penalties are simultaneous, possession shall be awarded to the team with the lesser total time served penalties time.

- (d) If a goal was scored during a delayed penalty by the non-offending team, the penalty shall be recorded on the score sheet. If the team scored on was not short-handed, the goal shall count toward the delayed penalty. If the team scored on is short-handed, the goal shall count toward the penalty that made the team short-handed at the time of the goal and the delayed penalty shall be assessed in the normal manner.
- (e) If during a delayed penalty and before play is stopped, the ball shall enter the goal of the non-offending team as a direct result of an action of a player/goalkeeper of that team, the goal shall be allowed. The delayed penalty shall be assessed in the normal manner.
- (f) If during a delayed penalty, the defensive team commits a second infraction, play shall be stopped immediately and the appropriate penalties assessed. Play shall restart with possession to the non-offending team.

SITUATION 1 – Rule 85a b c & f

Q When and where does play start with possession being awarded after a penalty call?

A Possession is awarded to the non-offending team at the centre of the floor except in the case of multiple penalties, in which case possession shall be awarded to the team with the lesser total time served penalty minutes.

SITUATION 2 – Rule 85

Q What is the call if a delayed penalty is signaled against A1 by Referee 1Q A1 then commits a second infraction that Referee 2 signals as a delayed penalty. Team B scores on the delay. Team A claims the goal should not count as play should have been stopped when the second delayed penalty was signaled.

A The goal is allowed as this interpretation is only used to prevent injury. If the goal has been scored the potential injury has passed.

RULE 86 – PENALTY SHOTS

- (a) In cases where a penalty shot has been awarded for fouling a player/goalkeeper, the player/goalkeeper who has been fouled shall take the penalty shot. If by reason of injury or penalty for retaliation, the player/goalkeeper designated to take the penalty shot is unable to do so, the shot may be taken by a player/goalkeeper who was on the floor at the time of the infraction.
- (b) One Referee shall place the ball on the centre face-off spot and when ready, start the penalty shot with a whistle. Once the ball has been carried by the player into the attacking zone, it shall be kept in motion toward the opponent's goal line. No goal can be scored on a rebound and once the ball has crossed the goal line, the shot shall be considered complete.
- (c) The goalkeeper/player who is defending against the penalty shot shall remain inside the goal crease until the player/goalkeeper shooting the penalty shot has picked up the ball and entered the attacking zone.
- (c) If the defending goalkeeper/player commits an infraction during the penalty shot that would not have resulted in a penalty, the shot shall be repeated.

Repetition shall result in also assessing a ten-minute misconduct penalty to the offending goalkeeper/player. If the infraction during the penalty shot would have resulted in assessing a penalty, a goal shall be awarded to the non-offending team. A goalkeeper penalty shall be served by a player who was on the floor at the time of the infraction.

- (e) While the penalty shot is being taken, players of both sides shall withdraw to their respective benches. If any player/goalkeeper of the opposing team, shall have by some action interfered with or disturbed the player taking the shot, and because of such action the shot should have failed, a second attempt shall be permitted and a ten-minute misconduct penalty shall be assessed to the offending player/goalkeeper. A goalkeeper penalty shall be served by a player who was on the floor at the time of the infraction.
- (f) If at the time a penalty shot is awarded the designated goalkeeper had been removed from the playing floor, he/she shall be permitted to return prior to the penalty shot.
- (g) After a penalty shot, play shall restart with a face-off.
- (h) The purpose of awarding a penalty shot is to restore a lost scoring opportunity. Therefore, if the infraction which caused the awarding of the penalty shot would normally have resulted in a minor penalty, the penalty shall not be assessed but shall be recorded for the purposes of the expulsion rule. If the infraction would normally have resulted in a major or match

penalty, the penalty shall be assessed in the normal manner. If a goal is scored on the penalty shot, the goal shall count toward the major penalty or if the team was short-handed, the goal shall count toward the penalty that made the team short-handed at that time.

NOTE: Ensure you review and know this section thoroughly.

A penalty shot shall be awarded for one of the following 5 conditions:

- 1) A player is fouled from behind AND:
 - the foul took place in the attacking zone.
 - the player fouled was in control of the ball.
 - the foul was from behind and not the side.
 - there was no defending player other than the goalkeeper between the fouled player and the net.
 - the fouled player was denied a reasonable scoring chance.

NOTE: All five conditions must be met! (Rules 69d & 71b)

- 2) Delaying the game by intentionally displacing the goalpost when there is insufficient time to serve the penalty. (Rule 41d)
- 3) Too many players on the floor, by the defensive team when there is insufficient time to serve the penalty. (Rule 36c)
- 4) A player on a breakaway is interfered with by a player or team official not legally on the floor (players', penalty bench or on the floor). (Rules 55f & 60h)
- 5) A player touches or catches the ball with his/her hand, deliberately falls on the ball or gathers it into his/her body while in the crease. (Rules 44b & 49c)

Positioning of Referees and their duties

Referee 1

- Place the ball on the centre face-off dot.
- Ensure both teams are at their players' bench.
- Instruct the shooter that he/she is allowed only one shot (no rebounds) and once the ball is carried forward it must be kept in motion toward the goal.
- When your partner is ready blow your whistle.
- Ensure that the teams do not affect the shot.

Referee 2

- Instruct the goalkeeper/player that he/she must remain in the crease

until the shooter enters the attacking zone, and that if he/she gets a penalty during the penalty shot the shooter will be awarded a goal.

- Position yourself on the same side of the net from which the shooter shoots, 5 to 10 feet from the crease, and either just behind or in front of the goal line.

SITUATION 1 – Rule 86

Q Can a goalkeeper shoot a penalty shot?

A Yes.

SITUATION 2 – Rule 86a

Q A penalty shot is awarded to A1. After play is stopped A1 gets into a fight. During the altercation all of the team A players who were on the floor are assessed penalties.

Who takes the shot?

A Any player on the players' bench.

SITUATION 3 – Rules 86a & 6f

Q What happens if a stick measurement is requested just prior to a penalty shot and the shooter's stick is illegal?

A Assess the shooter a minor penalty for an illegal stick. The Captain of that team will select another player who was on the floor at the time of the infraction to take the shot.

SITUATION 4 – Rule 86b

Q During a penalty shot the shooter drops the ball and:

- it bounces toward the net, and the shooter picks it up.
- the ball bounces to the sideboards.

A The proper call is:

- a) Let the shot continue.
- b) End the shot.

SITUATION 5 – Rule 86b

Q During a penalty shot a player takes a shot that:

- a) hits the post, hits the goalkeeper in the back and goes into the net.
- b) hits the back boards, hits the goalkeeper and goes into the net.
- c) hits the goalkeeper, bounces in front of him/her and spins into the net.
- d) hits the cross bar, goes straight up and then down into the net.

A In all cases no goal - the ball has changed direction.

SITUATION 6 – Rule 86c & d

Q During a penalty shot a goalkeeper: (A – C)			
A The proper call is: (A – C)			
Q		A	
a)	leaves the crease too soon?	a)	Repeat the shot.
b)	repeats this action?	b)	Repeat the shot and assess a ten-minute misconduct to the goalkeeper
c)	repeats it again?	c)	Repeat the shot and assess the goalkeeper a second ten-minute misconduct and automatic game misconduct.

SITUATION 7 – Rules 86c & 16a

Q Does a player taking the place of goalkeeper during a penalty shot have the rights of a goalkeeper?

A No.

SITUATION 8 – Rule 86d

Q During a penalty shot the goalkeeper/player: (A – B)			
A The proper call is: (A – B)			
Q		A	
a)	touches the ball with his/her hand outside the crease?	a)	Repeat the shot.
b)	catches the ball with his/her hand outside the crease?	b)	Award a goal to the shooter.

SITUATION 9 – Rule 86h

Q If a team is short-handed due to a minor penalty when a penalty shot is awarded to the opposing team and they score on the shot, what happens?

A The penalty in the penalty bench would terminate.

SITUATION 10 – Rule 86h

Q A penalty shot is awarded for a foul that requires a major penalty to be assessed to team A. Team A already has a player in the penalty bench due to a minor penalty. What happens if team B: (A – B)			
A The proper call is: (A – B)			
Q		A	
a)	scores on the penalty shot?	a)	The minor penalty is cancelled and the major penalty served.
b)	does not score on the shot?	b)	There is no effect on the minor penalty. The major is served and team A plays two players short.

SITUATION 11 – Rule 86, 38a

Q What happens when a penalty shot is awarded for a double minor penalty for checking from behind?

A The player goes to the penalty bench. Both penalties are recorded but only one is displayed on the game clock.

- a) If the player scores the minor on the game clock is cancelled.
- b) If no goal is scored the minor is served.

RULE 87 - TAUNTING

Any player, Coach, or Bench Personnel who is deemed to be taunting another player, coach, or bench personnel shall be assessed a 2 minute penalty.

(NEW 2017)

RULE 88 - FACEMASKING

(a) Any player who grabs the facemask of an opponent.

(b) The referee, at his discretion, may assess a minor penalty, based on the degree of violence, to a player who is guilty of face masking.

(c) The referee, at his discretion, may assess a major penalty, based on the degree of violence, to a player who is guilty of face masking.

(NEW 2017)

AWARDED GOALS

Goals shall be awarded under the following conditions:

A player has a breakaway with no one between him/her and the opposing goal, while the goalkeeper is not legally on the floor, and is fouled from behind preventing him/her from having a reasonable scoring chance. (Rules 69e & 71c)

While the goalkeeper is not legally on the floor, any member of the team, including team officials, players and goalkeepers, on the players' bench, penalty bench or not legally on the floor, interferes with the ball or movements of any opposing player. (Rules 55f & 60i)

While the goalkeeper is not legally on the floor, his/her stick or other object left near the goal prevents a goal. (Rule 55f)

For an infraction that would result in a penalty to the goalkeeper/player during a penalty shot. (Rule 86d)

While the goalkeeper is not legally on the floor, a player touches the ball with his/her hand while the ball is within the crease. (Rule 49)

APPENDIX A – GOALKEEPER EQUIPMENT SPECIFICATIONS

Standards

Junior to Major – effective April 1st, 2010

Minor Lacrosse – effective April 1st, 2012

CLA GOALKEEPER EQUIPMENT STANDARD	AGE(S)	AGE DIVISION	CHEST AND ARM PROTECTORS		
			MAX. WIDTH OF PADDING OUTSIDE OF ARM ON EACH	MAX. WIDTH OF ARM PADDING	MAX THICKNES S ABOVE SHOULDER PLANE
3	16 + Years	Senior & Junior	4"	8"	3"
	13-21 Years	Bantam, Midget & Intermediate	4"	8"	3"
2	Maximum Width				
	11-12 Years	Pee Wee	2.5"	7"	1.5"
1	7-10 Years	Tyke-Novice	2.0"	6"	1"

**** Note: Shoulder caps must be anchored**

Standards

Junior to Major – effective April 1st, 2010

Minor Lacrosse – effective April 1st, 2012

CLA GOALKEEPER EQUIPMENT STANDARD	AGE(S)	AGE DIVISION	SHIN GUARDS AND PANTS		
			SHIN GUARD MAX. WIDTH BELOW KNEE	SHIN GUARD MAX. OF KNEE CAP	PANTS MAX. THIGH WIDTH
3	13 + Years	Senior, Junior, Intermediate, Midget & Bantam	Tapered from 9" to 7"	11"	11"
2	11-12 Years	Pee Wee	Tapered from 8" to 5"	9"	9"
1	7-10 Years	Tyke-Novice	Tapered from 7" to 4"	7"	7"

NOTE: An MA may apply for an exception to this Rule by submitting a CLA Request for Goalkeeper Equipment Exemption form to the Safety and Equipment Committee Chair. An exception may only be granted on the basis that it is necessary for player safety. There is no appeal from that decision. Request for Goalkeeper Equipment Exemption guidelines can be found here on the CLA website - <http://cla.pointstreaksites.com/view/cla/equipment-14/goalkeeper-equipment-2>. (Modified 2017)

APPENDIX B – OFFICIAL’S SIGNALS



Back Over

Right arm at right angle to body giving a left to right motion.

Boarding

Pounding of the closed fist of one hand into the open palm of the other hand.



Butt-End

A cross motion of the forearms, one moving under the other



Charging

Rotation clenched fists around one another in front of chest.



Delaying the Game

Both arms extended out to the side with fists closed.

Cross-Checking

One forward motion with both fists clenched extending from the chest.



Delayed Penalty

Referee extends his/her non- whistle hand straight up until the end of play.

Elbowing

Tapping either elbow with the opposite hand.



Face-Off

Arms crossed in front of the chest, hands open one behind the other. Pull arms apart as if resembling two sticks being drawn.



5-Second Count

Whistle hand extended straight over head with 5 fingers apart.



Free-Hand Check

Left arm extended with open palm facing outward showing a pushing motion.

Goal Crease Violation

Place one foot on crease line and signal possession while blowing whistle.



Goal Scored

Both arms extended over your head.

Hand Ball

Show clasping of hands together at waist level.



High Sticking

Holding both fists clenched, one above the other, at the height of the forehead.

Holding

Clasp either wrist with the other hand well in front of chest.



Hooking

One tugging motion with both arms, as if pulling something toward the stomach.

Interference

Crossed arms in front of chest, hands open.



Kneeing

Tapping one knee while keeping head up.

Match Penalty

Tap on top of head.



Minor Interference

Forearm across chest, and then point in direction of possession.

Misconduct

Placing of both hands on hips.



Roughing and Unnecessary Roughness

Extending one arm out to the side with closed fist.

Shot on Net

Whistle hand extended straight up, rotate index finger and bring arm down.



Slashing

One chopping motion with the edge of one hand across the opposite forearm.

Spearing

A pushing motion with both arms as if pushing the stick from the stomach.



10-Second Count

Both arms extended to just over your head with 10 fingers apart and extended.

Tripping

Both feet on the floor, right leg forward and keep looking straight forward as knee is being struck.



Unsportsmanlike Conduct

One hand on top of the other to form a “T” at the side of the body.

Wrap Around

Crossed arms in front of your chest with fists closed.



Wash Out

Both arms swung laterally across the body with palms down. Goal disallowed

APPENDIX C – CHAMPIONSHIPS/AWARDS

THE MANN CUP

The Mann Cup was presented by the late Sir Donald Mann, builder of the Canadian Northern Railway, for the Senior Amateur Championship of Canada and was originally a challenge cup. It is a gold cup and is one of the most valuable trophies in sport.

In September, 1925, when the Canadian Lacrosse Association was organized and uniform rules adopted for all competing teams, the Mann Cup was turned over to the C.L.A. by the New Westminster Club who held the trophy at that time. It was then placed into annual competition, with the series alternating from east to west.

THE MIKE KELLY MEMORIAL (C.L.A.)

A medal presented by Gene Dopp, is given to the player selected by the sports writers as the most valuable to his/her team during each Mann Cup Series

THE MINTO CUP

The Minto Cup is a beautiful silver cup donated by Lord Minto on May 31, 1901, for competition among the Lacrosse teams in the Dominion. Lord Minto was Governor General of Canada at the time. The amateur status of the competition continued until 1904.

The cup was placed under control of trustees and in possession of C. A. Welsh, of New Westminster, B. C., the last surviving trustee. When he died, the present Lord Minto of England, whose father donated the cup, was informed of the circumstances. He officially transferred the Minto Cup to the care and management of the Canadian Lacrosse Association, who placed it into competition for the Junior Championship of Canada.

The Duke and Duchess of York (later King George V and Queen Mary) were present at the first game played for the Minto Cup between the Capitals of Ottawa, and Cornwall in 1901.

When the Minto Cup was originally placed into Junior competition in 1937, All-Star teams were built around Provincial Championship teams. This

practice was soon discontinued and in 1960 the trophy became emblematic of the Canadian Junior “A” Championship.

JIM MCCONAGHY MEMORIAL AWARD (C.L.A.)

In 1963, Les Gilmour donated a medal in recognition of Jim McConaghy’s long and faithful contribution to the game of Lacrosse. It is presented to the outstanding player during each Minto Cup Series. Since 1990, Josten’s Canada Limited has donated a 10K gold ring as the award.

JIM BISHOP MEMORIAL AWARD (C.L.A.)

Awarded at the Minto Cup, an individual is honoured for the qualities of leadership, sportmanship and outstanding play. In 1999, the Canadian Lacrosse Association, in conjunction with the Bishop family and the Canadian Lacrosse Foundation inaugurated this award in honour of Jim Bishop one of the greatest coaches ever to grace the game. Jim Bishop’s involvement in Lacrosse spanned some 58 years influencing and developing players from tykes to professional.

THE PRESIDENT’S CUP

The President’s Cup is in honour of the CLA President and recognizes the contributions of all Past Presidents of the C.L.A. This beautiful silver trophy was donated to the CLA in September 1964 by Mr. K.G. Thompson.

The President’s Cup is emblematic of Canadian Champions at the Senior “B” level.

THE FOUNDERS TROPHY

Competition for National Championship in the Junior “B” classification was initiated by the CLA in September, 1964. A silver cup donated by Castrol Oils Limited served as the winner’s trophy but was retired to the Canadian Lacrosse Hall of Fame, New Westminster, B.C in 1972.

In 1972 the Canadian Lacrosse Association inaugurated the Founders Trophy as emblematic of the Junior “B” Championship of Canada. This beautiful handcrafted unique trophy commemorates the founders of organized Lacrosse, particularly the contributions of “The Father of Organized Lacrosse”, Dr. George W. Beers of Montreal, Quebec who wrote the first rulebook and in 1867 was instrumental in organizing the National Lacrosse Association, predecessor to the Canadian Lacrosse Association.

APPENDIX D - MINI-TYKE (6 and Under) RULES

Note: These are modifications to the existing CLA rules for box lacrosse. Where there is a conflict between the CLA rule book and these special rules for mini-tyke, then the mini-tyke rules shall apply.

OPTION L

The Lacrosse Stick

- a) The player's stick shall measure not more than 101.6 cm (40"), nor less than 66.04 cm (26") in overall length.

The Ball

- a) The balls used in all matches shall be soft lacrosse balls that conform to CLA standards and be approved by the CLA.

The Goals

- a) Each goal shall consist of two upright poles, 91.44 cm (3') apart, joined by rigid crossbar 91.44 cm (3') from the playing surface. All measurements are to be inside distances.

Player's Equipment

- a) All players must wear at all times the following pieces of equipment: helmet, mask, elbow pads, mouth guards, gloves, and a jock or jill strap.
- b) The following pieces of equipment are optional: shoulder and arm pads, back/kidney pads, and knee pads.

The Teams

- a) One Coach from each team may be on the floor to instruct players.

The Game

- a) The duration of a game shall be three fifteen-minute straight time periods, with intermissions of three minutes between periods. Each period shall start with a face-off.

Appointment of Officials

- a) The appropriate governing body or their delegate may appoint one or two Referees for the game.
- b) If there are no Referees appointed for the game, then the coaches on the floor also referee the game.

Score Sheet

- a) A score sheet must be completed prior to each game.
- b) No score is kept or displayed on the scoreboard.

Contact

- a) Defensive players may occupy a space to prevent an offensive player from entering. The defensive player may place their stick on an opponent, but they are not to push or check with the stick.
- b) Any offensive player (including ball-carrier) who deliberately charged directly at a defensive player may be assessed a charging penalty.
- c) There is to be no body-checking.
- d) A defensive player may check an offensive player by placing their stick head on an opposing player's stick head.

Fall Back Rule

- a) Local lacrosse associations may incorporate the fall back rule.
- b) The fall back rule applies when possession is gained by the goalkeeper. All defensive players must enter the neutral zone. Once all the defensive players are in the neutral zone, they are free to go wherever they want. The goalkeeper must pass the ball to one of the offensive players who must be outside of the dotted line.

OPTION A

The Playing Surface

- a) Games are to be played wide length in one of the attacking zones. The end boards and the closest restraining line are to be the boundaries. This allows two games to occur simultaneously.
- b) The neutral zone is where the players wait to enter the play.

- c) The crease is to be an arc that starts two feet on either side of the goal posts and extends as far back at the tail on the goal. The net tail must be 3 feet from the boards.
- d) Playing surfaces without floor markings can be used by using tape or chalk to mark the crease.

The Lacrosse Stick

- a) The player's stick shall measure not more than 101.6 cm (40"), nor less than 66.04 cm (26") in overall length.

The Ball

- a) The balls used in all matches shall be soft lacrosse balls that conform to CLA standards and be approved by the CLA.

The Goals

- a) Each goal shall consist of two upright poles, 91.44 cm (3') apart, joined by a rigid crossbar 91.44 cm (3') from the playing surface. All measurements are to be inside distances.

Player's Equipment

- a) All players must wear at all times the following pieces of equipment: helmet, mask, elbow pads, mouth guards, gloves, and a jock or jill strap.
- b) The following pieces of equipment are optional: shoulder and arm pads, back/kidney pads, and knee pads.

The Teams

- a) Each team shall be composed of three players, one designated goalkeeper, up to six substitute players (i.e., a maximum of ten).
- b) One coach from each team may be on the floor to instruct players.
- c) No other people may be on the floor other than the players, referees, and the coaches listed on the game sheet.

The Game

- a) Each session shall consist of two training sessions of 15 minutes in length and two games of 15 minutes in length.
- b) Each player, with the exception of the goalkeeper, plays a three minute shift.
- c) There is no thirty-second clock.

Appointment of Officials

- a) The appropriate governing body or their delegate may appoint one or two Referees for the game.
- b) If there are no Referees appointed for the game, then the coaches on the

floor also referee the game.

Score Sheet

- a) A score sheet must be completed prior to each game.
- b) No score is kept or displayed on the scoreboard.

Contact

- a) Defensive players may occupy a space to prevent an offensive player from entering. The defensive player may place their stick on an opponent, but they are not to push or check with the stick.
- b) Any offensive player (including the ball-carrier) who deliberately charged directly at a defensive player may be assessed a charging penalty.
- c) There is to be no body-checking.
- d) A defensive player may check an offensive player by placing their stick head on an opposing player's stick head.

Fall Back Rule

- a) The fall back rule applies when possession is gained by the goalkeeper. All defensive players must enter their own zone. Once all defensive players are in their own zone, they are free to go wherever they want. The goalkeeper must pass the ball to one of the offensive players who must be at least 9 feet from the crease.

Face-Offs, Possession, and Awarding Possession

- a) Play to start with a face-off at the start of a period.
- b) After a shift, play to start with the goalkeeper of the team that had possession at the end of the shift.
- c) After each goal and the end of a shift, the opposing team is to fall back to their zone.

Penalties

- a) No penalties are to be assessed. Instead play is stopped and the offending player has the infraction explained to him by either the Referee or their own coach. If the offending player's team had possession of the ball, it is awarded to the opposing team. In more

serious cases the coach may replace the offending player with another player.

OPTION X

The Playing Surface

- a) Games are to be played wide length in one of the attacking zones. The

end boards and the closest restraining line are to be the boundaries. This allows two games to occur simultaneously.

- b) The neutral zone is where the players wait to enter the play.
- c) The crease is to be an arc that starts two feet on either side of the goal posts and extends as far back at the tail on the goal. The net tail must be 3 feet from the boards.
- d) Playing surfaces without floor markings can be used by using tape or chalk to mark the crease.

The Lacrosse Stick

- a) The player's stick shall measure not more than 101.6 cm (40"), nor less than 66.04 cm (26") in overall length.

The Ball

- a) The balls used in all matches shall be soft lacrosse balls that conform to CLA standards and be approved by the CLA.

The Goals

- a) Each goal shall consist of two upright poles, 91.44 cm (3') apart, joined by a rigid crossbar 91.44 cm (3') from the playing surface. All measurements are to be inside distances.

Player's Equipment

- a) All players must wear at all times the following pieces of equipment: helmet, mask, elbow pads, mouth guards, gloves, and a jock or jill strap.
- b) The following pieces of equipment are optional: shoulder and arm pads, back/kidney pads, and knee pads.

The Teams

- a) Each team shall be composed of three players, and up to six substitute players (i.e., a maximum of nine).
- b) There are no goalkeepers on the floor.
- c) One coach from each team may be on the floor to instruct players.
- d) No other people may be on the floor other than the players, referees, and the coaches listed on the game sheet.

The Game

- a) Each session shall consist of two training sessions of 15 minutes in length and two games of 15 minutes in length.
- b) Each player plays a three minute shift.
- c) There is no thirty-second clock.

Appointment of Officials

- a) The appropriate governing body or their delegate may appoint one or two Referees for the game.
- b) If there are no Referees appointed for the game, then the coaches on the floor also referee the game.

Score Sheet

- a) A score sheet must be completed prior to each game.
- b) No score is kept or displayed on the scoreboard.

Contact

- a) Defensive players may occupy a space to prevent an offensive player from entering. The defensive play may place their stick on an opponent, but they are not to push or check with the stick.
- b) Any offensive player (including the ball-carrier) who deliberately charged directly at a defensive player may be assessed a charging penalty.
- c) There is no body-checking.
- d) A defensive player may check an offensive player by placing their stick head on an opposing player's stick head.

Fall Back Rule

- a) Since there are no goalkeepers, the fall back rule does not apply in Mini-Tyke Option X.

Face-Offs, Possession, and Awarding Possession

- a) Play to start with a face-off at the start of a period.
- b) After a shift, play starts with the team that had possession at the end of the shift.
- c) After each goal and the end of a shift, the opposing team is to fall back to their own zone.

Penalties

- a) No penalties are to be assessed. Instead play is stopped and the offending player has the infraction explained to him by either the Referee or their own coach. If the offending player's team had possession of the ball, it is awarded to the opposing team. In more serious cases, the coach may replace the offending player with another player.

APPENDIX E - TYKE (7 & 8) RULES

Note: These are modifications to the existing CLA rules for box lacrosse. Where there is a conflict between the CLA rule book and these special rules for tyke, then the tyke rules shall apply.

OPTION L

The Lacrosse Stick

- a) The player's stick shall measure not more than 101.6 cm (40"), nor less than 66.04 cm (26") in overall length.

The Ball

- a) The balls used in all matches may be soft lacrosse balls that conform to CLA standards and be approved by the CLA.

The Goals

- a) Each goal shall consist of two upright poles, 91.44 cm (3') apart, joined by a rigid crossbar 91.44 cm (3') from the playing surface. All measurements are to be inside distances.

Player's Equipment

- a) All players must wear at all times the following equipment: helmet, mask, elbow pads, mouth guards, gloves, a jock or jill strap, shoulder and arm pads, and back/kidney pads.
- b) The following pieces of equipment are optional: knee pads.

The Game

- a) The duration of a game shall be three fifteen-minute straight time periods, with intermission of three minutes between periods. Each period shall start with a face-off.

Score Sheet

- a) A score sheet must be completed prior to each game.
- b) All goals, assists, and penalties are recorded and the score is displayed on the scoreboard.
- c) A differential of more than five goals is not displayed.

Contact

- a) Defensive players may place their stick on the ball-carrier and push them away.
- b) Any offensive player (including the ball-carrier) who deliberately charged directly at a defensive player may be assessed a charging penalty.
- c) There is to be no body-checking.
- d) A defensive player may check an offensive player by placing their stick head on an opposing player's stick head.

Fall Back Rule

- a) Local lacrosse associations may incorporate the fall back rule.
- b) The fall back rule applies when possession is gained by the goalkeeper. All defensive players must enter the neutral zone. Once all the defensive players are in the neutral zone, they are free to go wherever they want once the goalkeeper has passed the ball (not necessarily caught). The goalkeeper must pass the ball to one of the offensive players who must be outside of the dotted line.

OPTION A**The Playing Surface**

- a) Games are to be player length width in a modified lacrosse box. In a traditional box, the goals shall be moved so that the tail of the goal rest at the top of the dotted line.
- b) The crease is to be an arc that starts two feet on either side of the goal posts and extends as far back at the tail on the goal.
- c) A barrier should be set up 3 feet from the net tail of each goal. Any ball that goes beyond it is out of play.
- d) The wide length shall remain the same.
- e) Playing surfaces without floor markings can be used by using tae or chalk to mark the crease.

The Lacrosse Stick

- a) The player's stick shall measure not more than 101.6 cm (40"), nor less than 66.04 cm (26") in overall length.

The Ball

- a) The balls used in all matches may be soft lacrosse balls that conform to CLA standards and ne approved by the CLA.

The Goals

- a) Each goal shall consist of two upright poles, 91.44 cm (3') apart, joined by a rigid crossbar 91.44 cm (3') from the playing surface. All

measurements are to be inside distances.

Player's Equipment

- a) All players must wear at all times the following pieces of equipment: helmet, mask, elbow pads, mouth guards, gloves, a jock or jill strap, shoulder and arm pads, and back/kidney pads.
- b) The following pieces of equipment are optional: knee pads.

The Teams

- a) Each team shall be composed of four players, one designated goalkeeper, up to six substitute players (i.e., a maximum of ten).
- b) One coach from each team may be on the floor to instruct players.
- c) No other people may be on the floor other than the players, referees, and the coaches listed on the game sheet.

The Game

- a) Each session shall consist of two training sessions of 15 minutes in length and two games of 15 minutes in length.
- b) Each player, with the exception of the goalkeeper, plays a three minute shift.
- c) There is no thirty-second clock.

Appointment of Officials

- a) The appropriate governing body or their delegate may appoint one or two Referees for the game.
- b) If there are no Referees appointed for the game, then the coaches on the floor also referee the game.

Contact

- a) Defensive players may place their stick on a ball-carrier and use equal pressure to prevent his movement.
- b) Any offensive player (including the ball-carrier) who deliberately charged directly at a defensive player may be assessed a charging penalty.
- c) There is to be no body-checking.
- d) A defensive player may check an offensive player by placing their stick head on an opposing player's stick head.

Fall Back Rule

- a) The fall back rule applies when possession is gained by the goalkeeper. All defensive players must enter their own zone. Once all defensive players are in their own zone, they are free to go wherever they want. The goalkeeper must pass the ball to one of the offensive players who must be at least 9 feet from the crease.

Face-Offs, Possession, and Awarding Possession

- a) Play to start with a face-off at the start of a period.
- b) After a shift, play to start with the goalkeeper of the team that had possession at the end of the shift.
- c) After each goal and the end of a shift, the opposing team is to fall back to their zone.

Penalties

- a) No penalties are to be assessed. Instead play is stopped and the offending player has the infraction explained to him by the Referee or their own coach. If the offending player's team had possession of the ball, it is awarded to the opposing team. In more serious cases, the coach may replace the offending player with another player.

OPTION X

The Playing Surface

- a) Games are to be played wide length in one of the attacking zones. The end boards and the closest restraining line are to be the boundaries. This allows two games to occur simultaneously.
- b) The neutral zone is where the players wait to enter the play.
- c) The crease is to be an arc that starts two feet on either side of the goal posts and extends as far back at the tail on the goal. The net tail must be 3 feet from the boards.
- d) Playing surfaces without floor markings can be used by using tape or chalk to mark the crease.

The Lacrosse Stick

- a) The player's stick shall measure not more than 101.6 cm (40"), nor less than 66.04 cm (26") in overall length.

The Ball

- a) The balls used in all matches shall be soft lacrosse balls that conform to CLA standards and be approved by the CLA.

The Goals

- a) Each goal shall consist of two upright poles, 91.44 cm (3') apart, joined by a rigid crossbar 91.44 cm (3') from the playing surface. All measurements are to be inside distances.

Player's Equipment

- a) All players must wear at all times the following pieces of equipment: helmet, mask, elbow pads, mouth guards, gloves, and a jock or jill

strap.

- b) The following pieces of equipment are optional: shoulder and arm pads, back/kidney pads, and knee pads.

The Teams

- a) Each team shall be composed of three players, one designated goalkeeper, up to six substitute players (i.e., a maximum of ten)
- b) One coach from each team may be on the floor to instruct players.
- c) No other people may be on the floor other than the players, referees, and the other coaches listed on the game sheet.

The Game

- a) Each session shall consist of two training sessions of 15 minutes in length and two games of 15 minutes in length.
- b) Each player, with the exception of the goalkeeper, plays a three minute shift.
- c) There is no thirty-second clock.

Appointment of Officials

- a) The appropriate governing body or their delegate may appoint one or two Referees for the game.
- b) If there are no Referees appointed for the game, then the coaches on the floor also referee the game.

Score Sheet

- a) A score sheet must be completed prior to each game.
- b) No score is kept or displayed on the scoreboard.

Contact

- a) Defensive players may occupy a space to prevent an offensive player from entering. The defensive player may place their stick on an opponent, but they are not to push or check with the stick.
- b) Any offensive player (including the ball-carrier) who deliberately charged directly at a defensive player may be assessed a charging penalty.
- c) There is to be no body-checking.
- d) A defensive player may check an offensive player by placing their stick head on an opposing player's stick head.

Fall Back Rule

- a) The fall back rule applies when possession is gained by the goalkeeper. All defensive players must enter their own zone. Once all the defensive players are in their own zone, they are free to go wherever they want. The goalkeeper must pass the ball to one of the offensive players who

must be at least 9 feet from the crease.

Face-Offs, Possession, and Awarding Possession

- a) Play to start with a face-off at the start of a period.
- b) After a shift, play to start with the goalkeeper of the team that had possession at the end of the shift.
- c) After each goal and the end of a shift, the opposing team is to fall back to their zone.

Penalties

- a) No penalties are to be assessed. Instead play is stopped and the offending player has the infraction explained to him by either the Referee or their own coach. If the offending player's team had possession of the ball, it is awarded to the opposing team. In more serious cases, the coach may replace the offending player with another player.

APPENDIX F – NOVICE (9 & 10) RULES

Note: These are modifications to the existing CLA rules for box lacrosse. Where there is a conflict between the CLA rule book and these special rules for novice, then the novice rules shall apply.

OPTION L

The Game

- a) The duration of a game shall be three fifteen-minute straight time periods, with intermissions of three minutes between periods. Each period shall start with a face-off.

Score Sheet

- a) A score sheet must be completed prior to each game.
- b) All goals, assists, and penalties are recorded and the score is displayed on the scoreboard.
- c) A differential of more than five goals is not displayed.

OPTION A

The Game

- a) The duration of a game shall be three fifteen-minute straight time periods, with intermissions of three minutes between periods. Each period shall start with a face-off.

Score Sheet

- a) A score sheet must be completed prior to each game.
- b) All goals, assists, and penalties are recorded and the score is displayed on the scoreboard. A differential of more than five goals is not displayed.

Contact

- a) Defensive players may place their stick on the ball-carrier and push them away.
- b) Any offensive player (including the ball-carrier) who deliberately charged directly at a defensive player may be assessed a charging penalty.
- c) There is to be no body-checking.
- d) A defensive player may check an offensive player by placing their stick head on an opposing player's stick head.

Fall Back Rule

- a) The fall back rule applies when possession is gained by the goalkeeper. All defensive players must enter the neutral zone. Once all the defensive players are in the neutral zone, they are free to go wherever they want. The goalkeeper must pass the ball to one of the offensive players who must be outside of the dotted line.

OPTION X

The Game

- a) The duration of a game shall be three fifteen-minute straight time periods, with intermission of three minutes between the periods. Each period shall start with a face-off.

Score Sheet

- a) A score sheet must be completed prior to each game.
- b) All goals, assists, and penalties are recorded and the score is displayed on the scoreboard. A differential of more than five goals is not displayed.

Contact

- a) Defensive players may place their stick on a ball-carrier and use equal pressure to prevent his movement.
- b) Any offensive player (including the ball-carrier) who deliberately charged directly at a defensive player may be assessed a charging penalty.
- c) There is to be no body-checking.
- d) A defensive player may check an offensive player by placing their stick head on an opposing player's stick head.

Fall Back Rule

- a) The fall back rule applies when possession is gained by the goalkeeper. All defensive players must enter the neutral zone. Once all the defensive players are in the neutral zone, they are free to go wherever they want. The goalkeeper must pass the ball to one of the offensive players who must be outside of the 24 foot dotted line.

APPENDIX G – MASTERS RULES

Note: These are modifications to the existing CLA rules for box lacrosse. Where there is a conflict between the CLA rule book and these special rules for masters, then the masters rules shall apply.

Player's Equipment

- a) All players must wear at all times the following pieces of equipment: helmet, mask, gloves, and a jock or jill strap.
- b) The following pieces of equipment are optional: elbow pads, mouth guards, shoulder and arm pads, back/kidney pads, and knee pads.

The Game

- a) The duration of a game shall be two fifteen minute straight time periods followed by one fifteen minute period, with the last five minutes being stop time. There shall be intermissions of five minutes between periods.

Possession

- a) Team in possession of the ball retains possession for restart after a stoppage for ANY injury.
- b) The first player to a loose ball along the boards is awarded possession.

Ball Movement

- a) A ball-carrier may only have possession of the ball for 5 seconds. If

he/she holds it longer, this results in a loss of possession. **Note:** This rule is waived if the player receives the ball on a breakaway with only the goalkeeper to beat.

- b) The ball-carrier may not run past more than ONE player when advancing towards the net. This results in a loss of possession. **Note:** This does not apply to either lateral movement across the floor or within the dotted line.

Shooting

- a) No deliberately hard shots are to be directed through a crowd. This results in a loss of possession. Players are encouraged to go around an opponent before shooting. A player moving towards the net must step around the defender before attempting the shot and must have a clear shooting lane to the net. If the shooter is stationary, the shooter must be a body length away from the defensive player and must have a clear shooting lane to the net.

Note: this rule applies only to shots taken outside of the dotted line.

- b) Any offensive player hitting a defensive player with the ball on a SHOT towards the goal will be assessed a minor penalty. If a goal is scored on the shot, the goal will not count.

Note: It is not a penalty if the defensive player is hit with the shot while in the crease or if the defensive player makes a deliberate move to stop the shot. This rule applies only to shots taken outside of the dotted line.

- c) In the event of a follow through penalty on a shot, any goal scored will not count.

Contact

- a) There is absolutely no deliberate stick or body contact. All deliberate contact (from anywhere on the floor) shall be assessed a minor penalty. **Note:** Deliberate contact includes picks – there are no picks allowed.
- b) Any offensive player (including the ball-carrier) who deliberately charges directly at a defensive player may be assessed a charging penalty.
- c) An interference penalty will be assessed to any player who deliberately holds his stick in the face of his opponent.

Zone Defence

- a) No team may use a zone defence when teams are at even strength. The first offence is a warning. Any subsequent zone defence violations will result in a bench minor penalty to the defensive team.
- b) A team may use a zone defence when shorthanded.

- c) A team on a power play may shoot through the lanes of a zone defence.

Penalties

- a) No team will be more than one player short as a result of penalties. Any subsequent penalties shall result in penalty shots being awarded to the non-offending team. If the second penalty is a major penalty, two shots will be taken. The second penalty is recognized when the whistle blows to stop any delayed penalty. If no goal is scored, play will restart with possession to the non-offending team at centre.
- b) Any player receiving 3 penalties in the game will be expelled from the balance of the game.
- c) Any penalties on the ball carrier during a breakaway shall result in a Penalty Shot. If no goal is scored, play will restart with possession to the non-offending team at centre.
- d) Any unsportsmanlike penalty will result in a penalty shot. The penalized player does not go to the penalty box, but the penalty does count towards the 3 penalty expulsion rule. If no goal is scored, play will restart with possession to the non-offending team at centre.
- e) Any player receiving a major penalty will be removed from the game

PLUS the game following. If the removal takes place in the last game of a tournament/playoffs, the suspension carries over to the next tournament or regular season game. Exhibition games do not count towards the suspension.

- f) Any player penalized for fighting and deemed to be the aggressor or instigator, will be removed from the game, and suspended pending a disciplinary hearing.

APPENDIX H – WOMEN’S BOX RULES

Note: These are modifications to the existing CLA rules for box lacrosse. Where there is a conflict between the CLA rule book and these special rules for women’s box, then the women’s box rules shall apply.

Note: Option L shall be used for all national championships.

NOVICE (9 & 10) RULES OPTION L

The Game

- a) The duration of a game shall be three fifteen-minute straight time periods, with intermissions of three minutes between periods. Each period shall start with a centre face-off.

Score Sheet

- a) A score sheet must be completed prior to each game.
- b) All goals, assists, and penalties are recorded and the score is displayed on the scoreboard. A differential of more than five goals is not displayed.

OPTION A

The Game

- a) The duration of a game shall be three fifteen-minute straight time periods, with intermissions of three minutes between periods. Each period shall start with a centre face-off.

Score Sheet

- a) A score sheet must be completed prior to each game.
- b) All goals, assists, and penalties are recorded and the score is displayed on the scoreboard. A differential of more than five goals is not displayed.

Contact

- a) Defensive players may place their stick on a ball-carrier and use *equal pressure* to prevent her movement.
- b) Stick contact is only allowed on non-ball-carriers within the 24 foot dotted line, and the contact may only be equal pressure to prevent her movement.

- c) Any offensive player (including the ball-carrier) who deliberately charges directly at a defensive player may be assessed a charging penalty.
- d) There is to be no body-checking.
- e) A defensive player may check an offensive player by placing their stick head on an opposing player's stick head.

Fall Back Rule

- a) The fall back rule applies when possession is awarded to the goalkeeper. All defensive players must enter the neutral zone. Once all the defensive players are in the neutral zone, they are free to go wherever they want. The goalie must pass the ball to one of the offensive players who must be outside of the 24 foot dotted line.

OPTION X

The Game

- a) The duration of a game shall be three twenty-minute straight time periods, with intermissions of three minutes between periods. Each period shall start with a centre face off.

Score Sheet

- a) A score sheet must be completed prior to each game.
- b) All goals, assists, and penalties are recorded and the score is displayed on the scoreboard. A differential of more than five goals is not displayed.

Contact

- a) Defensive players may place their stick on a ball-carrier and use equal pressure to prevent her movement.
- b) Stick contact is only allowed on non-ball-carriers within the 24 foot dotted line, and the contact may only be equal pressure to prevent her movement.
- c) Any offensive player (including the ball-carrier) who deliberately charges directly at a defensive player may be assessed a charging penalty.
- d) There is to be no body-checking.
- e) A defensive player may check an offensive player by placing their stick head on an opposing player's stick head.

Fall Back Rule

- a) The fall back rule applies when possession is awarded to the goalie. All defensive players must enter the neutral zone. All the defensive players must stay in the neutral zone until the offensive player with the ball has entered the neutral zone.

PEE WEE (11 & 12) RULES

OPTION L

No modifications

OPTION A

Contact

- a) Defensive players may *place* their stick on the ball carrier and *push* them away.
- b) Place and Push is only allowed on non-ball carriers within the offensive zone.
- c) Any offensive player (including the ball-carrier) who deliberately charged directly at a defensive player may be assessed a charging penalty.

OPTION X

Contact

- a) Defensive players may place their stick on a ball-carrier and use *equal pressure* to prevent her movement.
- b) Stick contact is only allowed on non-ball-carriers within the 24-dotted line, and the contact may only be equal pressure to prevent her movement.
- c) Any offensive player (including the ball-carrier) who deliberately charges directly at a defensive player may be assessed a charging penalty.
- d) There is to be no body checking.
- e) A defensive player may check an offensive player by placing their stick head on an opposing player's stick head.

BANTAM (13 & 14) RULES

OPTION L

No Modifications

OPTION A

Contact

- a) Defensive players may *place* their stick on the ball-carrier and *push* them away.
- b) Place and Push is only allowed on non-ball-carriers within the offensive zone.
- c) Any offensive player (including the ball-carrier) who deliberately charges directly at a defensive player may be assessed a charging penalty.

MIDGET (15 & 16) RULES

OPTION L

No Modifications

OPTION A

Contact

- a) Defensive players may *place* their stick on the ball-carrier and *push* them away.
- b) Place and Push is only allowed on non-ball-carriers within the offensive zone.
- c) Any offensive player (including the ball-carrier) who deliberately charges directly at a defensive player may be assessed a charging penalty.

INTERMEDIATE/JUNIOR (17 - 21) RULES

OPTION L

No Modifications

OPTION A

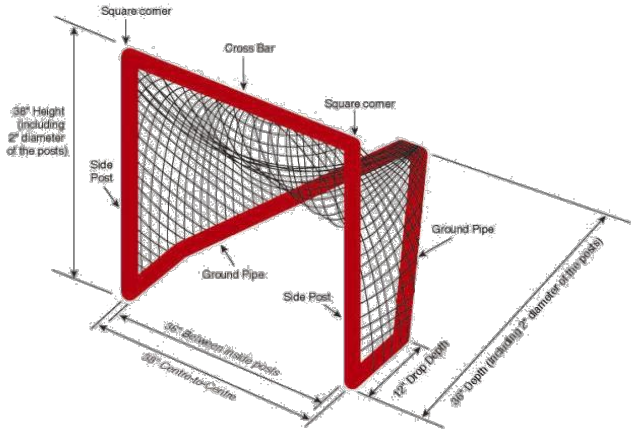
Contact

- a) Defensive players may *place* their stick on the ball-carrier and *push* them away.
- b) Place and Push is only allowed on non-ball-carriers within the offensive zone.
- c) Any offensive player (including the ball-carrier) who deliberately charged directly at a defensive player may be assessed a charging penalty.

APPENDIX I – NET SPECIFICATIONS

3' X 3' NETS

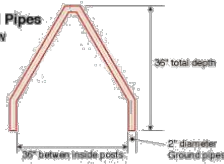
The Lacrosse Net
3' (h) x 3' (w)



Cross Bar & Posts
Cross Section View
(Hollow inside)



Ground Pipes
Top View



Ground Pipes

Flat Iron
Cross Section View

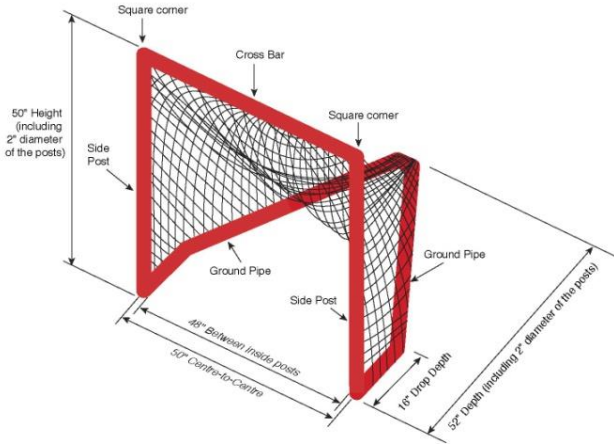


Hollow Pipe
Cross Section View



4' X 4' NETS

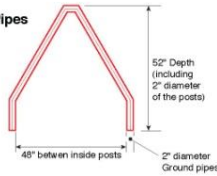
The Lacrosse Net
4' (h) x 4' (w)



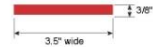
Cross Bar & Posts
Cross Section View
(Hollow inside)



Ground Pipes
Top View

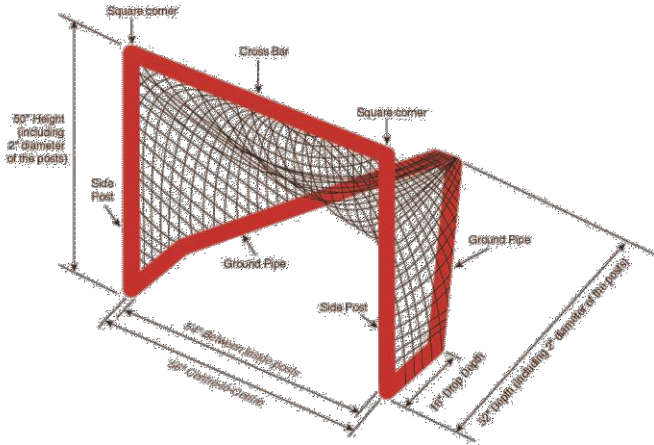


Flat Iron Ground Pipes
Cross Section View



4' X 4'6" NETS

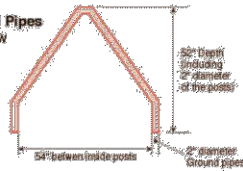
The Lacrosse Net
4' (h) x 4'6" (w)



Cross Bar & Posts:
Cross Section View
(Hollow Inside)



Ground Pipes
Top View



Flat Iron Ground Pipes
Cross Section View



Situation Interpretation


Do you have a situation or an application for which you feel an interpretation should be included in this manual? If so, please photocopy this page, complete the information, and forward the information to your head of officiating or to your Member Association to be sent to the CLA.

Submitted By:	
Name:	_____
Address:	_____ _____
Member Association:	_____

Rule	
Number and Title:	_____
Subsection:	_____

Situation:

Limited Editions Prints Available From The Canadian Lacrosse Foundation



Visit <http://cla.pointstreaksites.com/view/cla/limited-edition-prints> for more information on each print and how to place an order.